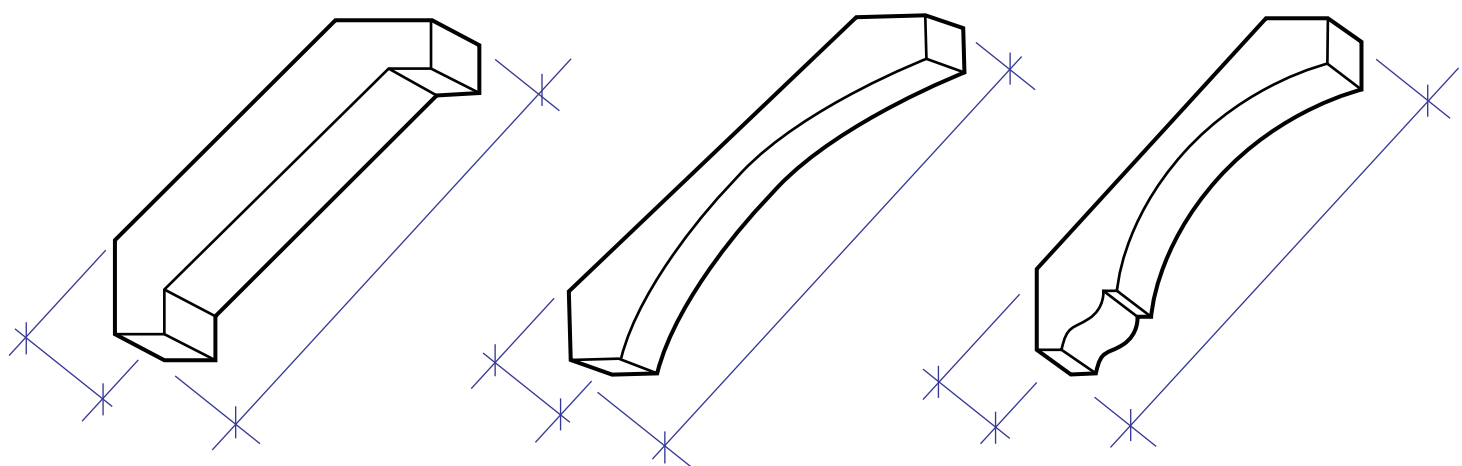


**T  
M  
C**  
**THE**  
**MOULDING**  
**COMPANY**

ARCHITECTURAL MOULDINGS



IN-STOCK MOULDINGS  
& COLLECTIONS



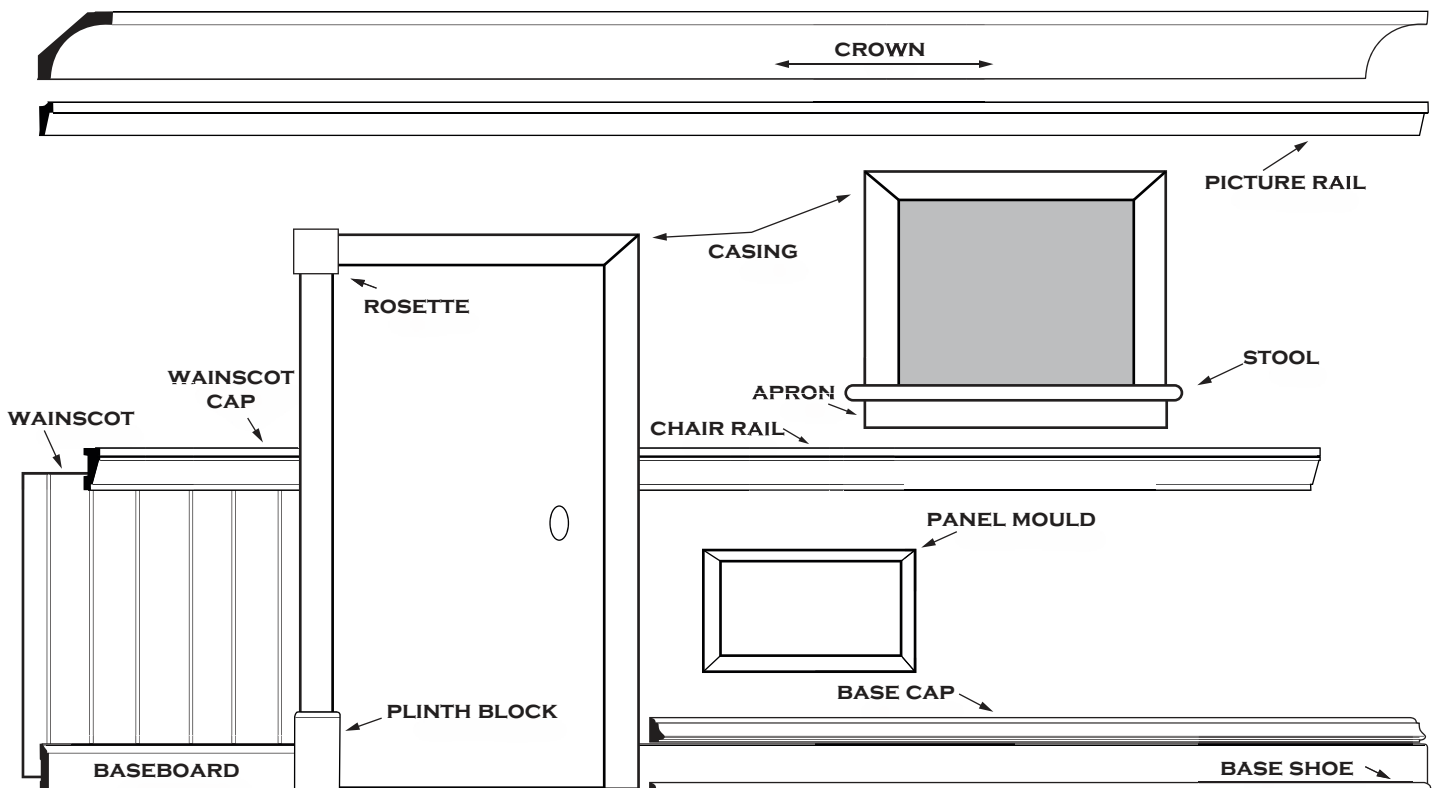
TMC is a family owned and operated business, distinctively serving the Greater San Francisco Bay Area since 1969. We started out as a wholesale distributor supplying wood trim to hardware stores throughout California. In 1994 we noticed the Bay Area was missing a “quality” architectural moulding retailer so we decided to expand the business. Already having the needed resources, we decided to offer our products and services to contractors and home owners. We opened our first retail showroom in Concord and enjoy seeing patrons who have shopped with us for over 24 years.

Adding a retail store to our wholesale business in the mid 90’s opened a new and untapped market. As the housing market grew – so did TMC. This abundant growth, especially in Silicon Valley, and the desire to meet the needs of our customers, gave us the opportunity to open 2 more showroom/store locations — Santa Clara in 2002, Millbrae in 2005 and Sacramento in 2020.

Customer service, quality products, and competitive pricing are TMC top priorities and always have been. We offer a wide variety of interior and exterior moulding products including window trim, crown moulding, baseboard trim, door casings and more. Our current staff of over 50 employees proudly serve homeowners and contractors all over Northern California. We offer contractor discounts, help customers with design and provide free delivery with a \$275 minimum purchase. Whether you visit one of our beautiful showrooms or have material delivered to your job site, you will experience why TMC continues to be rated the “Best” in the Bay Area.

We look forward to serving you soon!

## WHAT’S WHAT



## GENERAL INFORMATION

## TABLE OF CONTENTS

### SYMBOLS

<b>ALD</b> -	ALDER
<b>FJ</b> -	FINGER JOINT PINE
<b>FJP</b> -	FINGER JOINT PINE - PRIMED
<b>MDF</b> -	MEDIUM DENSITY FIBERBOARD - PRIMED
<b>MP</b> -	MAPLE
<b>NRO</b> -	NORTHERN RED OAK
<b>POP</b> -	POPLAR
<b>SP</b> -	SOLID PINE
<b>TREATED</b> -	EXTERIOR RADIATA PINE - PRIMED
<b>VG FIR</b> -	VERTICAL GRAIN DOUGLAS FIR
<b>WRC</b> -	WESTERN RED CEDAR

DELIVERY **FREE** TO ALL  
BAY AREA LOCATIONS  
WITH A MINIMUM  
\$275.00 ORDER (PRE-TAX).  
(SUBJECT TO CHANGE)

**CONTRACTORS** - OPEN  
AN ACCOUNT.

### CONCORD

(925) 798-7525 / FAX (925) 827-0372  
5117 COMMERCIAL CIRCLE, CONCORD, CA 94520

### SACRAMENTO

(916) 318-9860 / FAX (916) 269-3420  
565 DISPLAY WAY, SACRAMENTO CA 95838

### SANTA CLARA

(408) 748-6968 / FAX (408) 748-6967  
1987 RUSSELL AVENUE, SANTA CLARA CA 95054

### SOUTH SAN FRANCISCO

(650) 648-0300 / FAX (650) 648-0301  
454 S. AIRPORT BLVD, SOUTH SAN FRANCISCO  
CA 94080

### STORE HOURS:

7AM - 4PM MON-FRI | 9AM - 2PM SAT

### ITEMS

	PAGES
CASING .....	1 - 6
BACKBAND, ROSETTE, & PLINTH.....	7
BASE.....	8 - 15
BASE SHOE.....	11
BASE CAP.....	16
FLOOR PARTS.....	17
CROWN.....	18 - 24
ROPE & DENTIL TEETH .....	19
HEADER CROWN.....	25
SHIPLAP & T&G.....	26
PICTURE RAIL & LINTEL.....	27
NOSING, STOOL, & JAMB.....	28
WAINSCOT .....	29
WAINSCOT CAP.....	30
CHAIR RAIL & PANEL MOLD.....	31
PANEL CAP.....	32
VG FIR .....	33
MISCELLANEOUS .....	34
CLOSET MATERIAL.....	35
SHEET STOCK.....	35
1XS, 5/4XS, & 2XS .....	36
WINDSOR ONE BOARDS.....	37
EXTERIOR MOULDINGS.....	37 - 41
EXTERIOR SIDING.....	41
KNOTTY ALDER.....	42
MOULDING COLLECTIONS.....	43 - 56
INDEX .....	57 - 60
CROWN DIMENSIONS.....	61 - 62

**NOTE:** NOT ALL DRAWINGS ARE DRAWN TO SCALE.

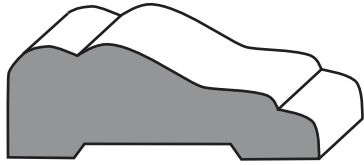
**RETURN POLICY:** RETURNS ARE ACCEPTED WITHIN 45 DAYS OF PURCHASE. WE DO NOT OFFER PICK-UP SERVICE. MATERIAL MUST BE IN SALEABLE CONDITION (UNCUT /UN-PAINTED).

RETURNS ARE SUBJECT TO A 20% RESTOCKING FEE. SPECIAL ORDERS / FLEXIBLE / NON-STOCK ORDERS ARE NON-REFUNDABLE.

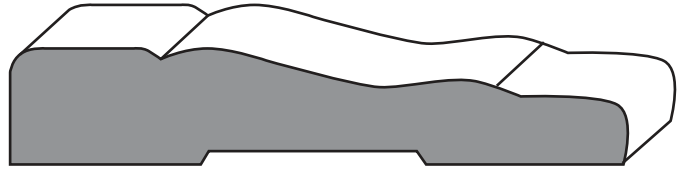


DEBIT  
& CASH

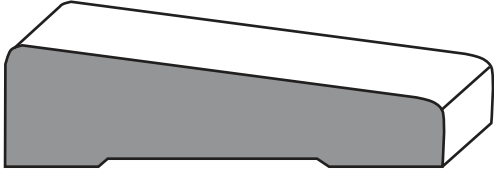
# CASINGS



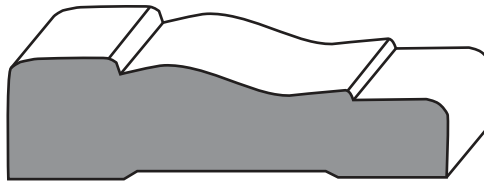
**MOLDED**  
MC355 5/8 X 1 5/8 FJP, SP



**MOLDED**  
MC240 5/8 X 2 1/4 FJP, SP, VG FIR  
MC444 5/8 X 3 1/4 FJP, SP, POP, NRO,  
MP, ALD, VG FIR



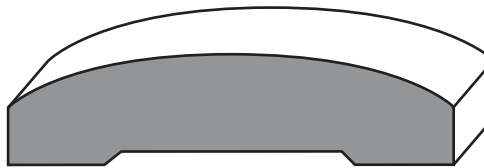
**BEVEL**  
MC325 5/8 X 1 5/8 FJP, SP  
MC324 5/8 X 2 1/4 FJP, SP  
MC333 7/8 X 3 1/2 POP



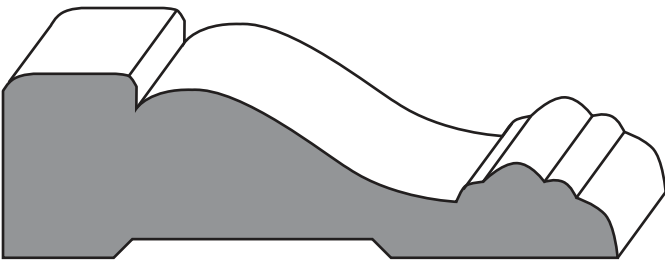
**COLONIAL**  
MC356 5/8 X 2 1/4 FJP, MDF, POP, NRO,  
MP, ALD  
MC444 5/8 X 3 1/4 MDF



**ROUND EDGE**  
MC452 9/16 X 1 5/8 FJP,  
MC453 9/16 X 2 1/4 FJP, SP, MDF  
MC433 9/16 X 3 1/4 FJP, SP, MDF  
MC436 11/16 X 3 1/4 MDF  
MC434 5/8 X 3 1/2 VG FIR  
CS003 3/4 X 4 1/4 FJP



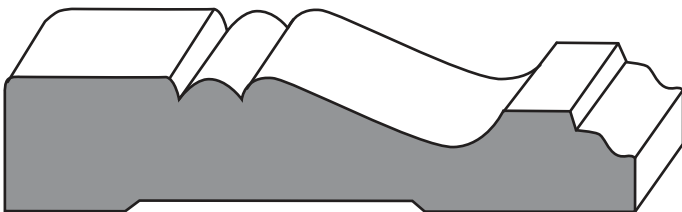
**OVAL**  
MC323 9/16 X 1 5/8 FJP, SP  
MC322 9/16 X 2 1/4 FJP



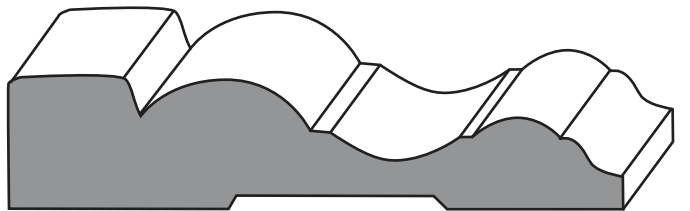
**49ER**  
MC49 1 X 3 1/4 FJP, POP, MDF, SP, NRO,  
MP, ALD



**VICTORIAN**  
MC037 3/4 X 2 1/2 FJP  
MC038 11/16 X 3 1/4 FJP



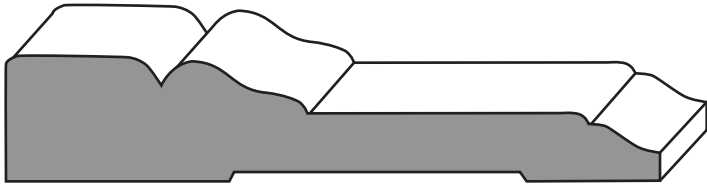
**CAROLINA**  
MC388 11/16 X 2 1/2 FJP  
MC386 11/16 X 3 1/4 FJP, MDF  
MC386 11/16 X 3 1/2 POP, NRO, MP, ALD



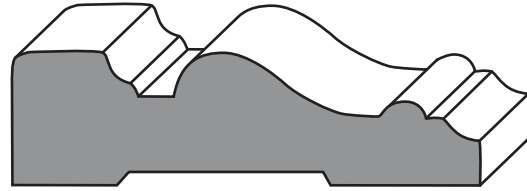
**CARMEL**  
MC134 11/16 X 2 7/16 FJP  
MC136 11/16 X 3 1/4 FJP, POP, MDF, NRO,  
MP, ALD

1  
C  
A  
S  
I  
N  
G  
S

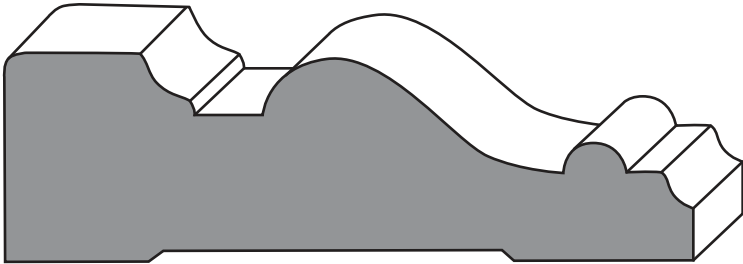
# CASINGS



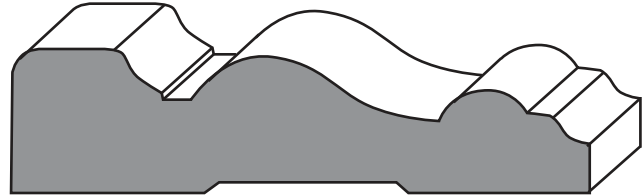
**SHASTA**  
**MC395** 11/16 X 2 1/4 **FJP**  
**MC392** 11/16 X 3 7/16 **FJP**



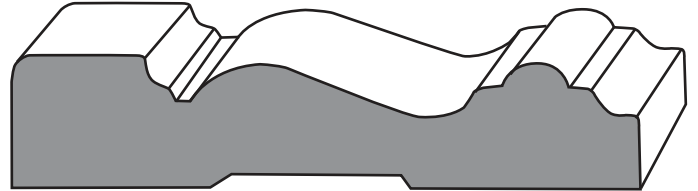
**SANTA FE MC008** 11/16 X 2 7/16 **FJP, MDF**



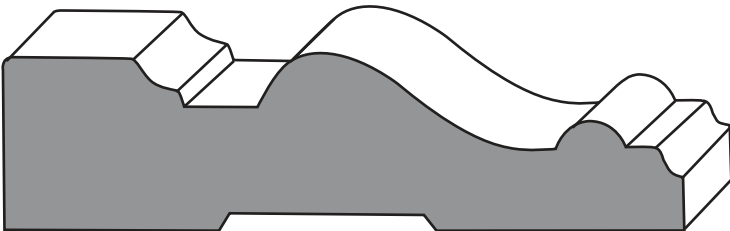
**SANTA FE**  
**MC393** 1 1/16 X 3 1/2 **FJP, MDF, POP, NRO,**  
**MP, ALD**  
**MC398** 1 1/4 X 4 1/4 **MDF**



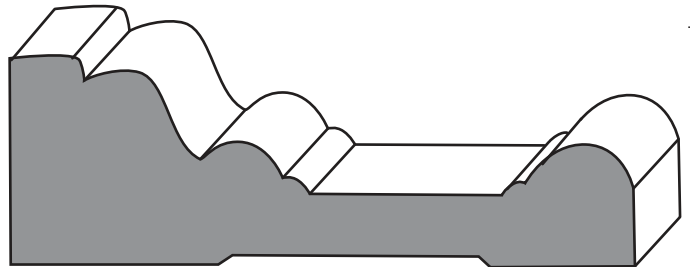
**SANTA FE MC397** 3/4 X 3 **MDF**



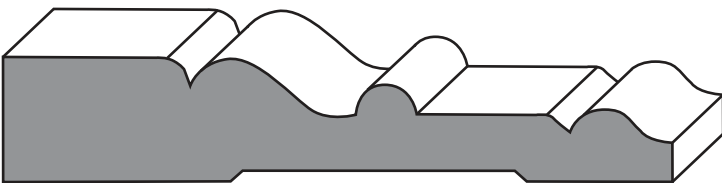
**MONTEREY MC124** 1 1/16 X 3 1/4 **MDF**



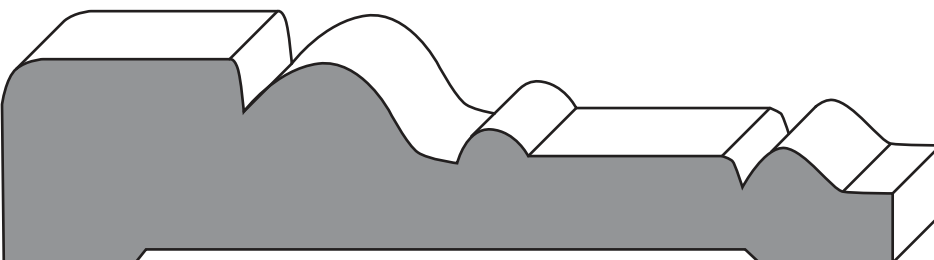
**SANTA FE**  
**MC394** 7/8 X 3 1/2 **FJP**



**HOWE**  
**MC383** 3/4 X 2 7/16 **MDF**  
**MC387** 1 1/16 X 3 1/4 **FJP, MDF**  
**MC382** 1 1/4 X 4 1/4 **MDF**  
**MC384** 1 1/16 X 5 1/4 **POP**

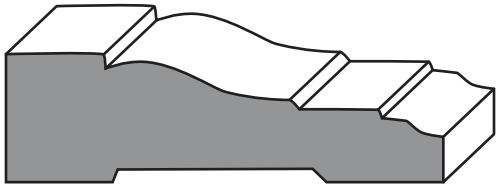


**BEADED**  
**MC 001** 1 1/16 X 3 7/16 **FJP**

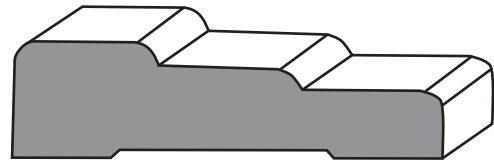


**BEADED**  
**MC003** 1 1/16 X 4 9/16 **FJP**

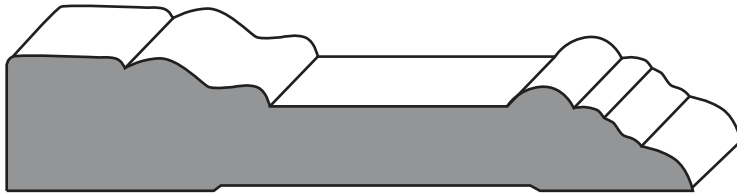
# CASINGS



**ANDERSON**  
**MC045** 5/8 X 2 1/4 **FJP**



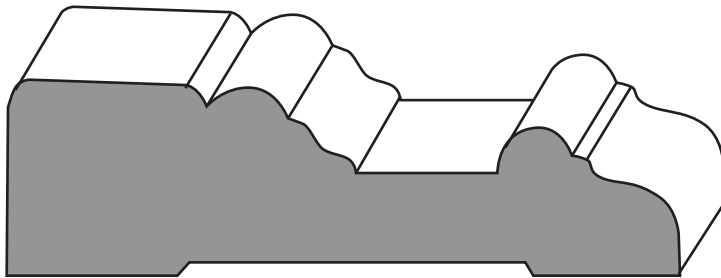
**STEP**  
**MC248** 5/8 X 1 5/8 **FJP**  
**MC250** 5/8 X 2 1/4 **FJP**  
**MC251** 5/8 X 3 1/4 **MDF**



**GEORGIAN**  
**MC122** 11/16 X 3 9/16 **MDF**




**RIVIERA** **MC385** 11/16 X 2 1/2 **FJP, MDF, SP**



**BELMONT**  
**MC73** 1 X 3 1/2 **MDF**



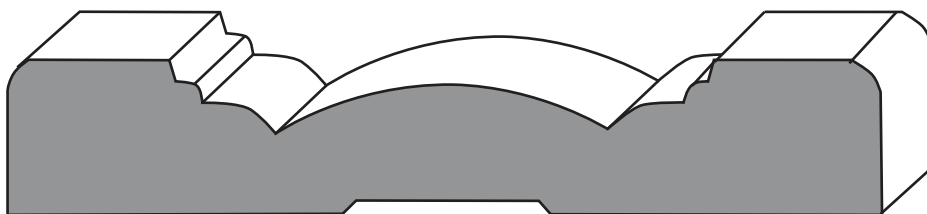
**MILLBRAE**  
**MC32** 5/8 X 2 1/2 **MDF**  
**MC028** 5/8 X 3 **MDF**



**FLUTE & REED**  
**MC034** 11/16 X 2 1/4 **FJP**  
**MC021** 11/16 X 3 1/4 **FJP, POP, NRO, MP, ALD**  
**MC021** 5/8 X 3 3/8 **MDF**  
**MC389** 11/16 X 4 1/4 **MDF**

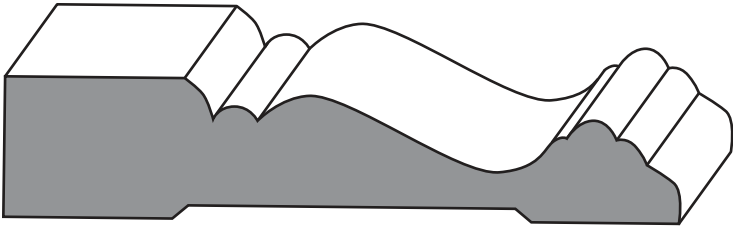


**MACKENZIE** **MC146** 5/8 X 3 1/2 **MDF**

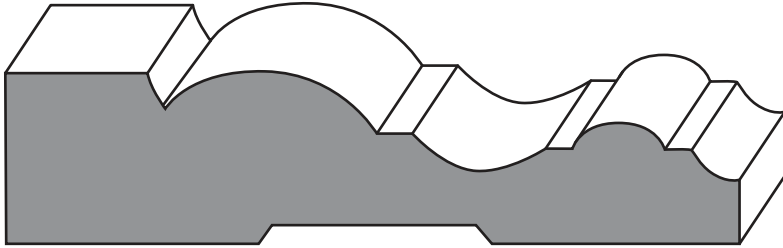


**OAKDALE**  
**MC43** 3/4 X 4 1/2 **MDF**

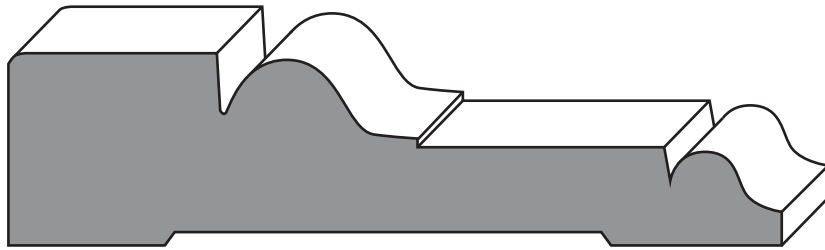
# CASINGS



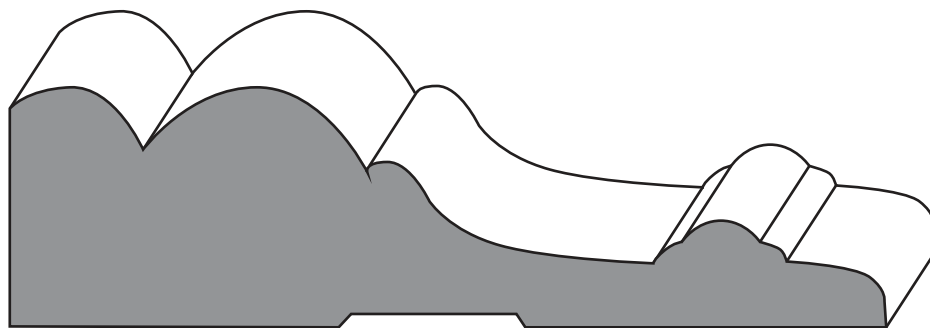
**CASCADE**  
**MC039** 3/4 X 3 1/2 **MDF**



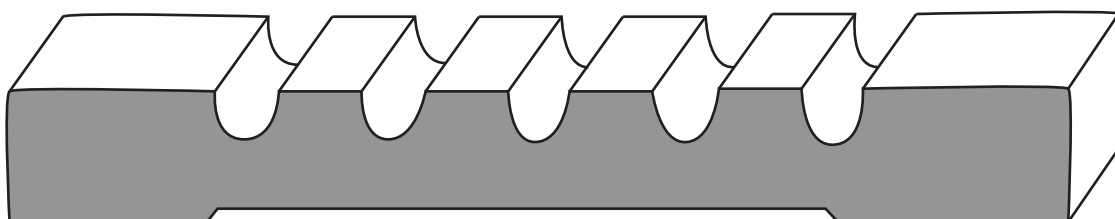
**CARMEL**  
**MC138** 7/8 X 3 3/4 **FJP**



**SHASTA**  
**MC004** 1 X 4 **MDF, POP**

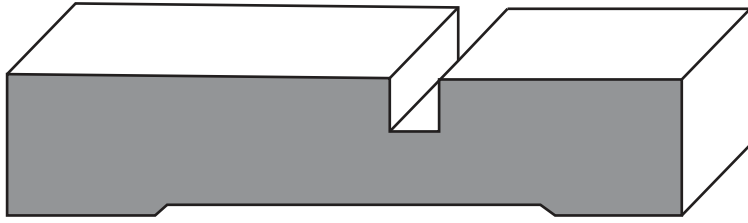


**BELVEDERE** **MC69** 1 3/16 X 4 1/2 **MDF**



**FLUTED** **MC279** 11/16 X 5 7/16 **FJP**

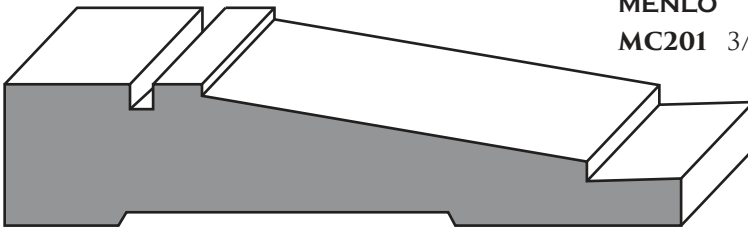
# CASINGS



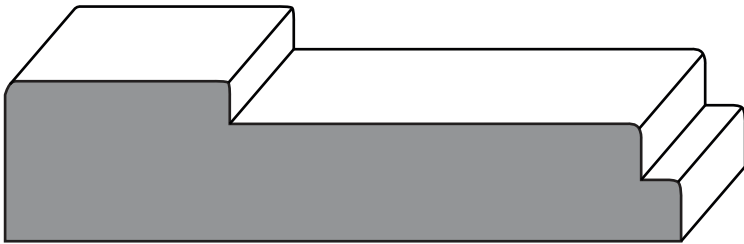
**MENLO**  
**MC201** 3/4 X 3 1/2 **MDF**



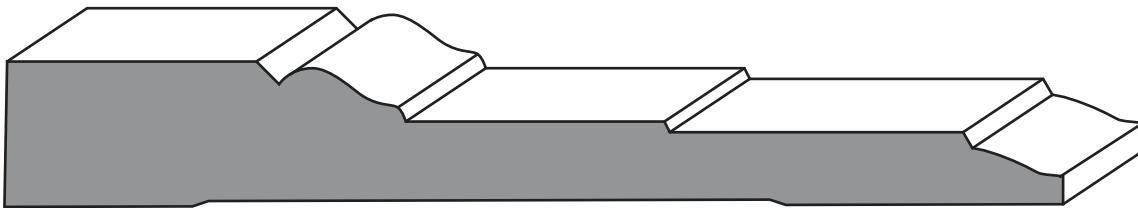
**MENLO**  
**MC201** 3/4 X 3 1/2 **FJP**



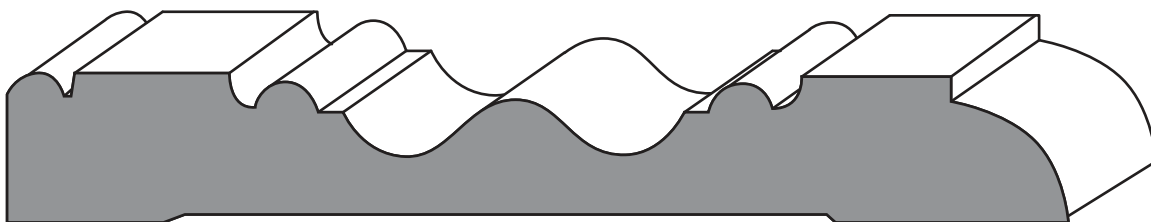
**PALO ALTO**  
**MC220** 3/4 X 3 1/2 **POP**



**DAVIS CASING**  
**MC208** 7/8 X 3 1/2 **MDF**



**CORONADO**  
**MC380** 3/4 X 5 1/2 **POP**



**WINCHESTER** **MC381** 3/4 X 5 1/2 **POP**

# CASINGS



## SINGLE BEAD

CS007 3/4 X 3 1/2 FJP

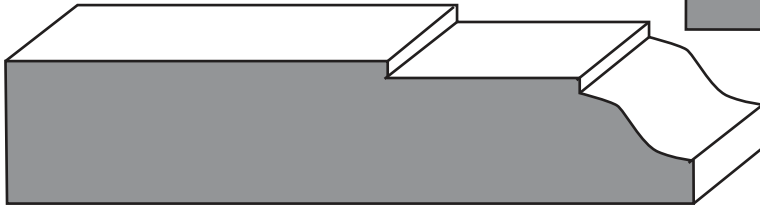
CS008 3/4 X 4 1/4 FJP

CS009 3/4 X 5 1/4 FJP



## BOSS

CS004 3/4 X 3 9/16 FJP



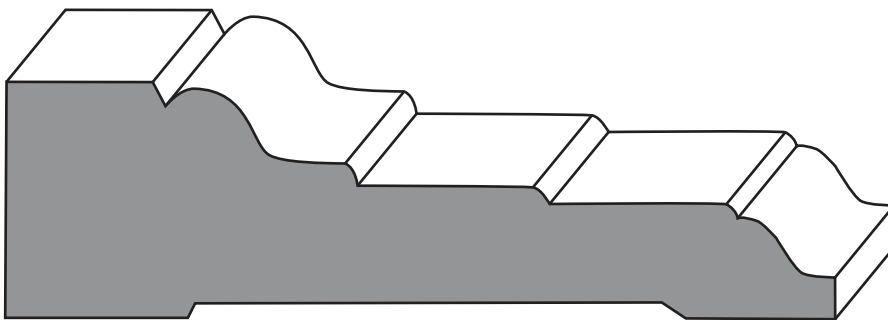
## SUSAN

CS006 3/4 X 3 9/16 FJP



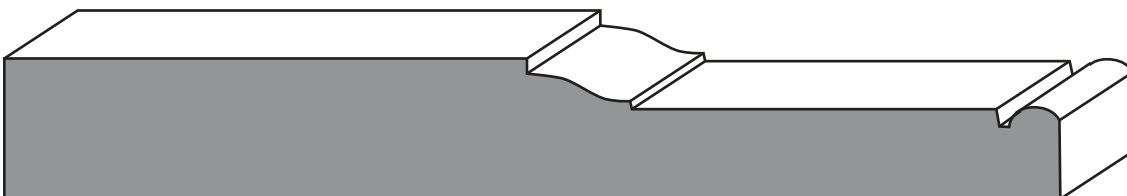
## DOUBLE BEAD

CS010 3/4 X 3 1/2 FJP



## LUCY

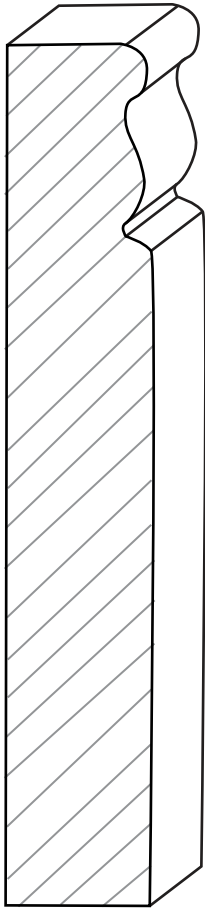
CS005 1 1/4 X 4 3/8 FJP



## GAGE


CS001 3/4 X 5 1/2 FJP

# BACKBANDS, ROSETTES, PLINTHS



## PLINTH BLOCKS

- PLN1 3/4 X 2 3/4 X 6 POP
- PLN2 7/8 X 3 1/2 X 6 POP
- PLN4 1 1/8 X 3 1/2 X 6 1/2 POP
- PLN5 1 1/8 X 4 1/2 X 8 POP
- PLN5 LINEAL 1 1/8 X 8 POP
- PB001 1 3/8 X 4 1/2 X 8 FJP

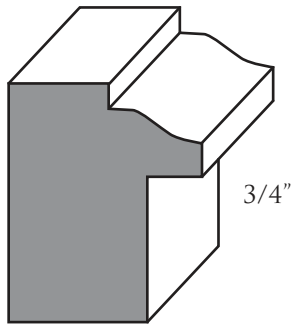
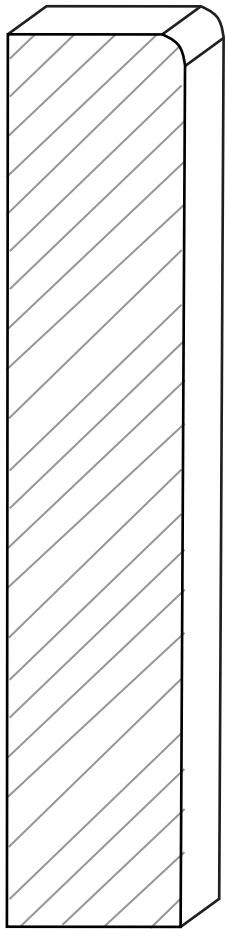


## ROSETTES

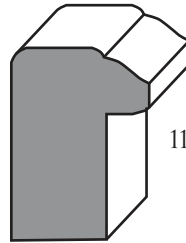
- ROS1 2 1/2 X 2 1/2 SQ.EDGE POP
- ROS2 2 3/4 X 2 3/4 OG.EDGE POP
- ROS3 3 1/2 X 3 1/2 SQ.EDGE POP
- ROS4 3 1/2 X 3 1/2 OG.EDGE POP
- ROS6 4 1/2 X 4 1/2 SQ.EDGE POP

7

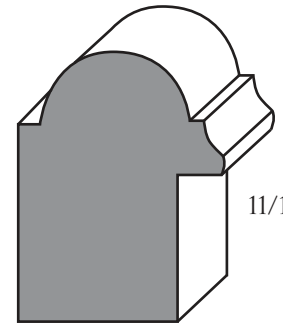
BACKBANDS  
PLINTHS  
ROSETTES



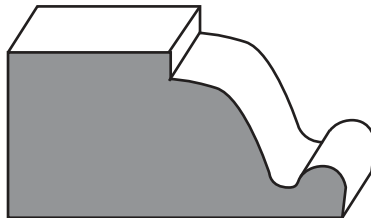
**PAYETTE**  
MC033 1 X 1 1/4 FJP



**PAYETTE**  
MC023 3/4 X 1 FJP

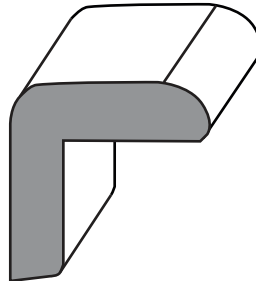


**COUNCIL**  
MC022 1 1/16 X 1 3/8 FJP

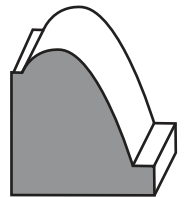


**MARTINEZ PLINTH**  
PB001 1 3/8 X 4 1/2 X 8  
FJP

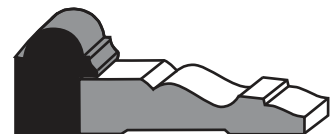
**KLINDT**  
BB001 7/8 X 1 3/4 FJP



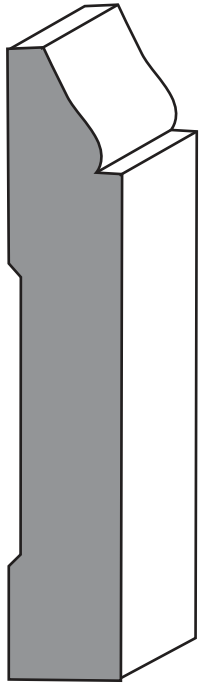
**MODERN**  
MC031 1 X 1 1/16 POP



**ELLEN**  
BB002 3/4 X 3/4 FJP



# BASES



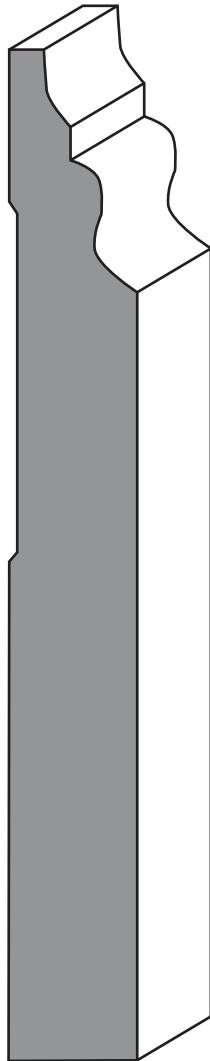
## CORONADO

**MC623** 9/16 X 3 1/4 **FJP, MDF, SP, POP, VG FIR, NRO, MP, ALD**

**MC620** 9/16 X 4 1/4 **FJP, MDF, POP, NRO, MP, ALD**

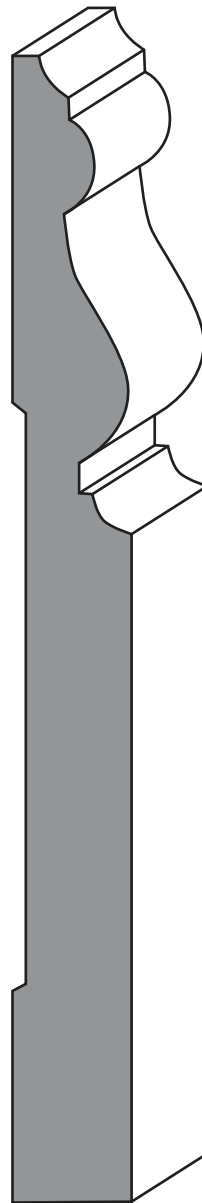
**MC618** 9/16 X 5 1/4 **FJP, MDF, SP**

**MC624** 9/16 X 7 1/4 **MDF**



## EDGEWOOD

**MC118** 11/16 X 5 1/4 **POP**

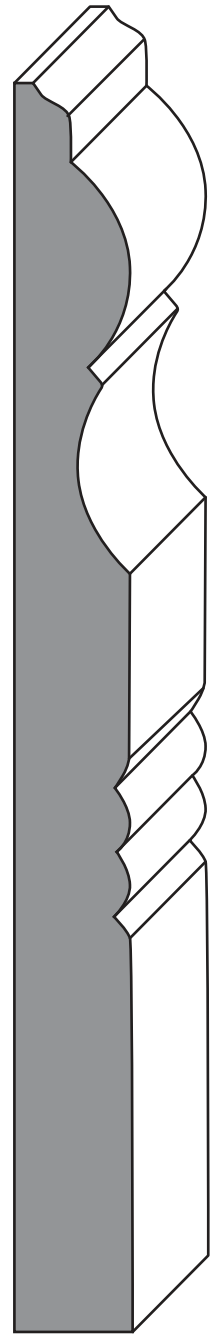


## IMPERIAL

**MC25** 5/8 X 4 1/2 **MDF**


**MC24** 5/8 X 6 **MDF, FJP**

**MC23** 5/8 X 8 1/4 **MDF**



## DUBLIN

**MC30** 9/16 X 6 1/2 **MDF**



## REVERSIBLE

**MC720** 3/8 X 2 1/4 **FJP, MDF, SP, POP, NRO, MP, ALD**

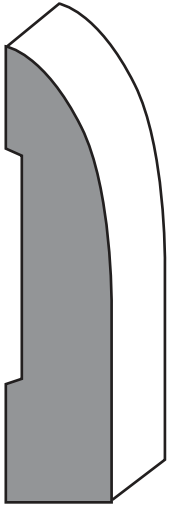
**MC724** 3/8 X 3 1/4 **FJP, MDF, SP, POP, NRO, MP, ALD**

**MC721** 1/2 X 2 1/4 **FJP**

**MC723** 1/2 X 3 1/4 **FJP, MDF, SP**

**MC729** 5/16 X 4 1/2 **NRO**


# BASES



**STREAMLINE**

**MC726** 1/2 X 2 1/4 **FJP**

**MC727** 1/2 X 3 1/4 **FJP**



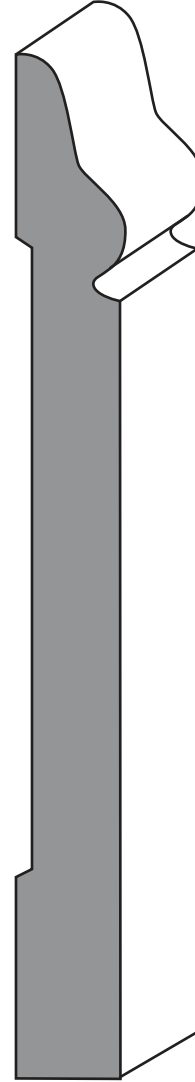
**ALVISO**

**MC502** 1/2 X 2 1/2 **S4S FJP, MDF**

**MC503** 1/2 X 3 1/2 **S4S FJP, MDF**

**MC518** 1/2 X 8 1/4 **S4S MDF**


**MC519** 5/8 X 6 **S4S FJP, POP**



**RIVIERA**

**MC658**

9/16 X 5 1/4 **FJP, MDF**



**VINTAGE**

**MC26**

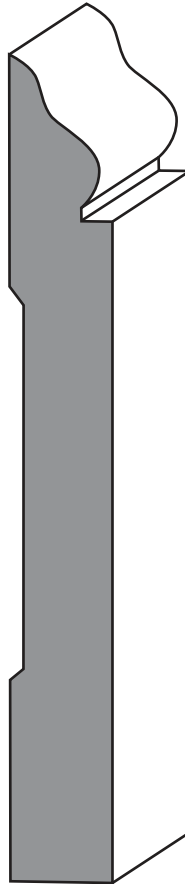
5/8 X 5 1/4 **MDF, FJP, VG FIR**

**MC28**

5/8 X 6 1/8 **MDF**

**MC29**


19/32 X 7 1/4 **POP**



**RIVIERA**

**MC663** 9/16 X 3 1/4 **FJP**

**MC660** 9/16 X 4 1/4 **FJP, MDF, POP, NRO, MP, ALD**



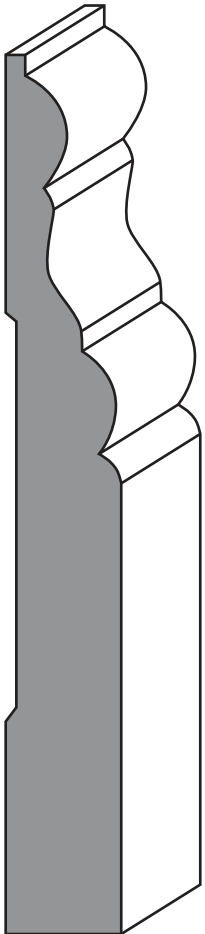
**SANTA FE**

**MC042** 9/16 X 3 7/16 **FJP, MDF, NRO, POP, MP, ALD**

**MC233** 9/16 X 4 1/2 **FJP, MDF, POP, NRO, MP, ALD**

**MC009** 9/16 X 5 7/16 **FJP, MDF, POP, NRO, MP, ALD**

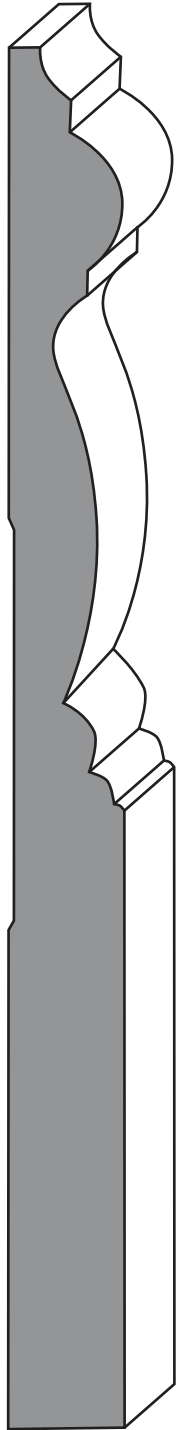
**MC010** 9/16 X 9 1/4 **MDF**



**DEL MAR**

**MC86** 9/16 X 4 1/2 **MDF**

# BASES



**MALIBU**

**MC88** 5/8 X 7 1/4 **MDF**

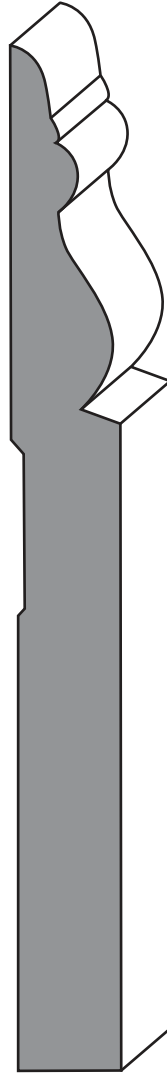


**ROUND EDGE**

**MC508** 1/2 X 4 1/2 **FJP, MDF, NRO, POP, MP, ALD, VG FIR**

**MC510** 1/2 X 5 1/2 **FJP, MDF, NRO, POP, MP, ALD, SP**

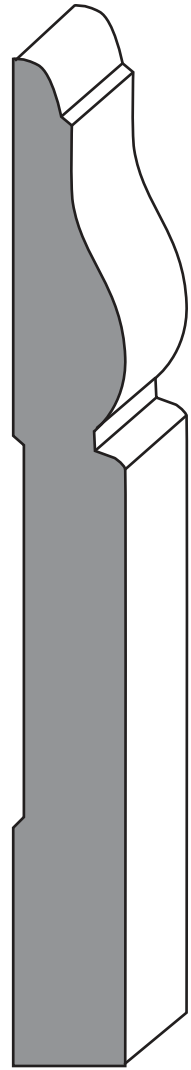
**MC511** 1/2 X 7 1/4 **MDF**



**VICTORIAN**

**MC027** 9/16 X 3 7/8 **MDF**

**MC029** 9/16 X 5 1/4 **MDF**



**REGAL**

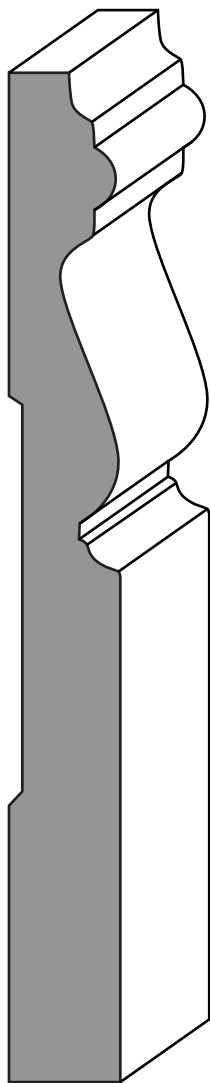
**MC015** 9/16 X 3 1/2 **FJP**

**MC509** 5/8 X 5 1/4 **MDF**

**MC509** 11/16 X 5 1/4 **FJP**

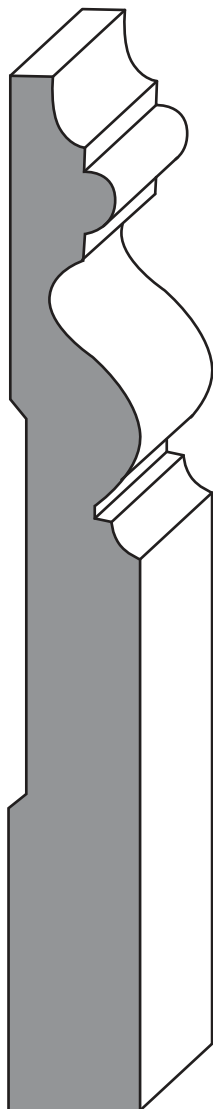
**MC599** 3/4 X 7 1/2 **POP**

# BASES



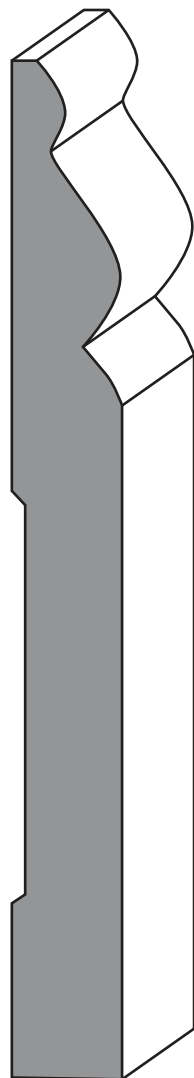
**ESTATES**

- MC119 9/16 X 4 1/2 FJP, MDF
- MC120 9/16 X 5 1/4 MDF
- MC121 9/16 X 7 1/4 MDF



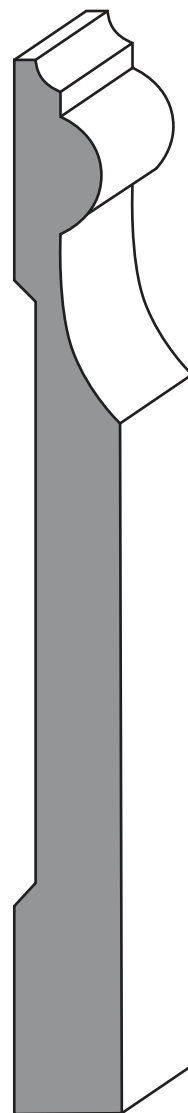
**ESTATES**

- MC164 11/16 X 5 1/4 FJP
- MC121 11/16 X 7 3/16 FJP



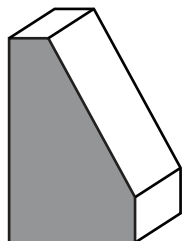
**MOLDED**

- MC216 9/16 X 3 1/4 MDF
- MC217 9/16 X 5 1/4 MDF
- MC116 9/16 X 7 1/4 MDF



**BEADED**


- MC223 9/16 X 3 7/16 FJP
- MC224 9/16 X 5 7/16 MDF



**MODERN BASE SHOE**  
MC227 5/8 X 1 POP

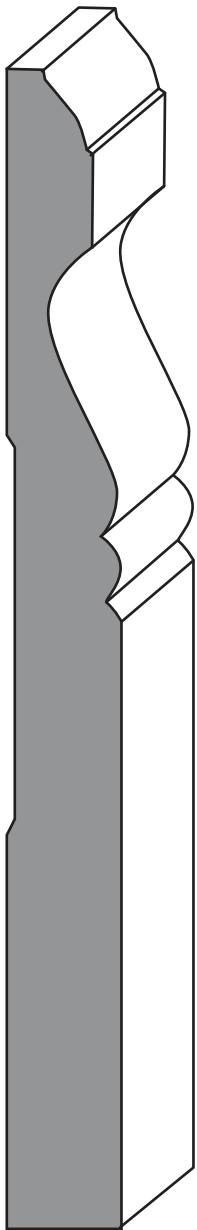


**BASE SHOE**  
MC126 1/2 X 3/4 FJP, POP, SP, NRO,  
VG FIR, MP, ALD  
BS001 1/2 X 3/4 FJP

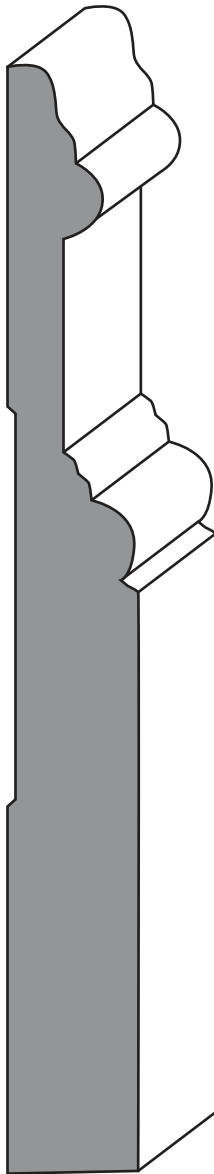


**OGEE BASE SHOE**  
MC226 3/8 X 3/4  
FJP, POP, NRO,  
MP, ALD


# BASES



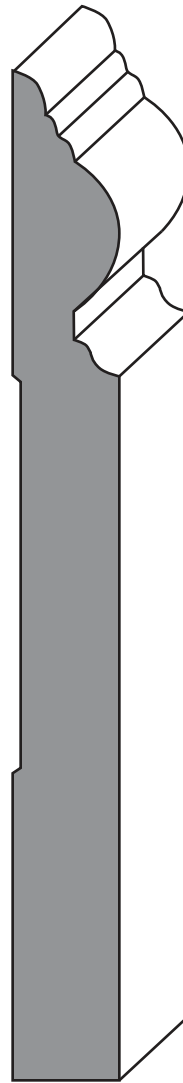
**CAROLINA**  
**MC84** 5/8 X 6 **MDF**



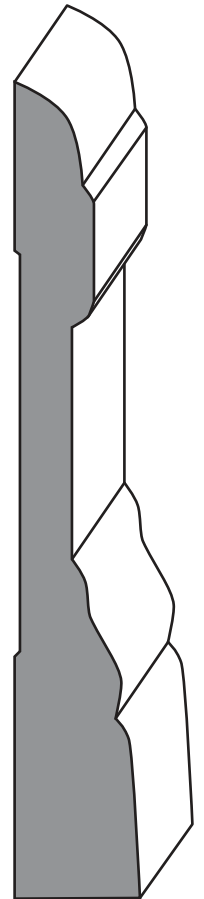
**SANTA CLARA**  
**MC85** 11/16 X 5 3/4 **MDF**



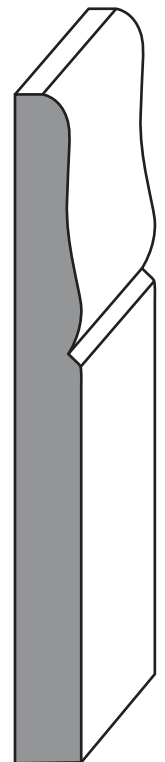
**ASHLEY**  
**MC203** 9/16 X 5 1/2 **MDF**



**GEORGIAN**  
**MC219** 9/16 X 5 1/4 **MDF**



**SOLANA**  
**MC416** 5/8 X 4 1/4 **MDF**




**711**  
**MC410** 3/8 X 3 1/2 **FJP**

# BASES

13

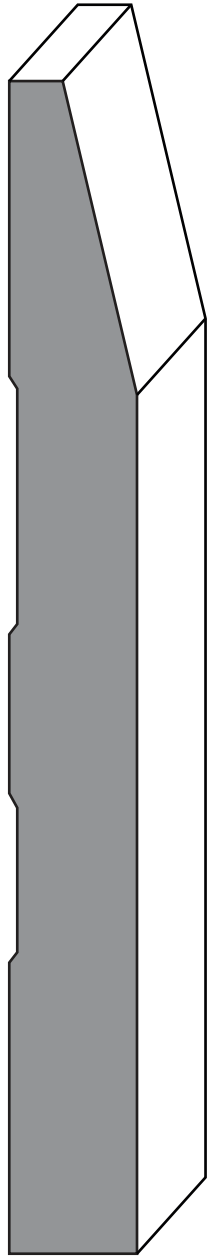
B  
A  
S  
E  
S



**REAGAN**

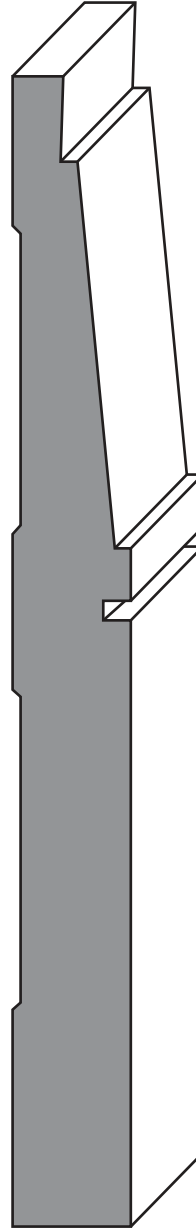
**BM004** 3/4 X 7 1/4 **FJP**

**MC211** 5/8 X 7 1/4 **MDF**



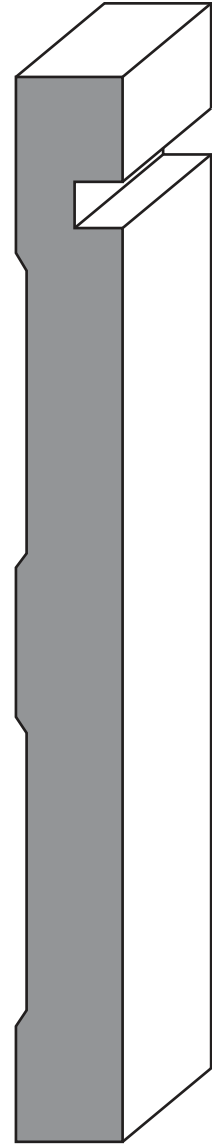
**BEVEL BASE**

**MC321** 5/8 X 6 **POP**



**PALO ALTO**

**MC221** 5/8 X 6 **POP**




**MENLO**

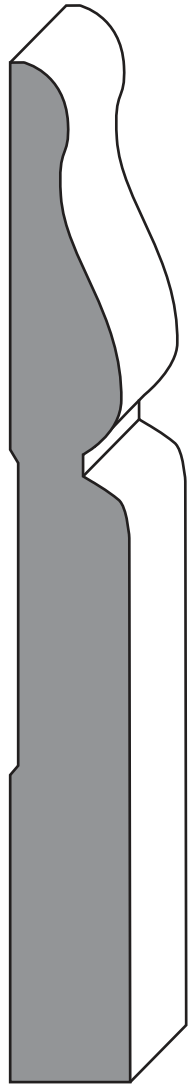
**MC202** 9/16 X 5 1/2 **FJP, MDF**

**MC214** 9/16 X 7 1/4 **MDF**

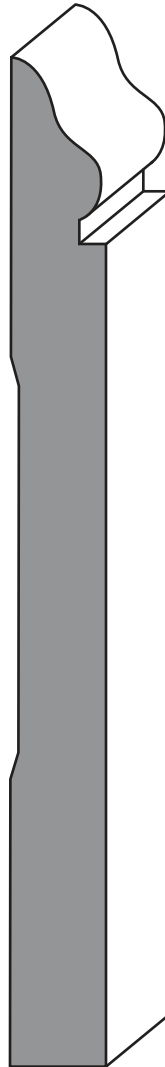
# BASES




**PLINTH**  
**MC299** 3/4 X 6 1/2 **MDF**  
**PLN5 LINEAL** 1 1/8 X 8 **POP**



**SIERRA**  
**MC218** 9/16 X 5 1/4 **FJP**



**PENINSULA**  
**MC212** 9/16 X 5 1/4 **FJP**




**POWELL**  
**MC215** 9/16 X 5 1/4 **FJP**

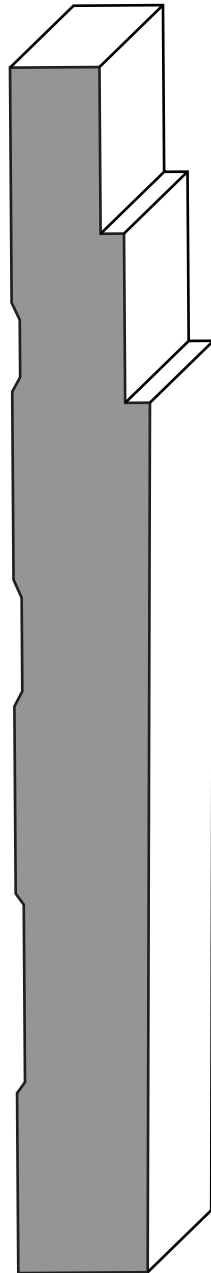
# BASES

15

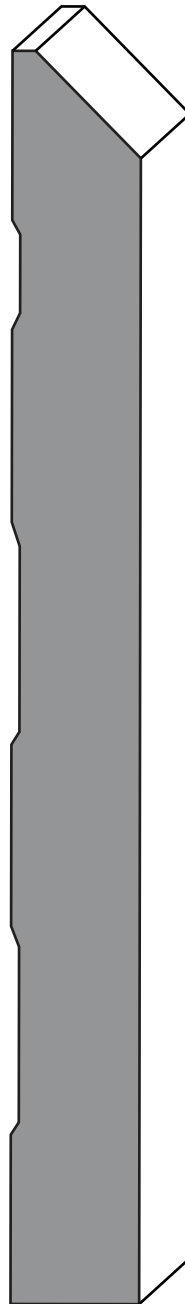
B  
A  
S  
E  
S



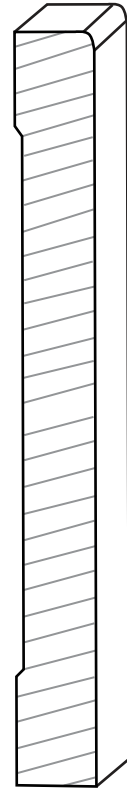
**RUSSELL**  
**BM002** 3/4 X 5 1/2 **FJP**



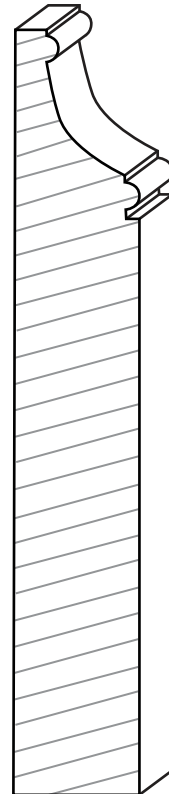
**STEP BASE**  
**MC252** 1 1/16 X 6 1/4 **POP**



**MODERN BASE**  
**MC659** 1 1/16 X 6 1/2 **POP**

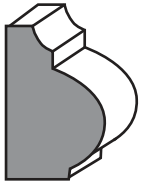


**SAMUEL**  
**BM003** 3/4 X 7 1/4 **FJP**



**COLONEL**  
**BM001** 1 3/16 X 7 1/4 **FJP**

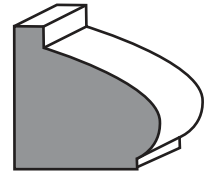
# BASE CAPS



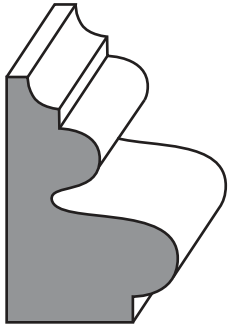
**TROY**  
**MC103**  
 9/16 X 3/4 **FJP, POP, MP,**  
**NRO, ALD**



**POTLATCH**  
**MC101**  
 9/16 X 3/4 **FJP**



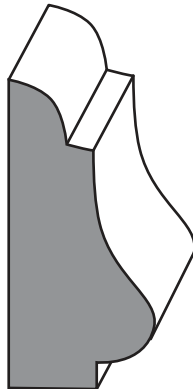
**ELLEN**  
**BB002**  
 3/4 X 3/4 **FJP**



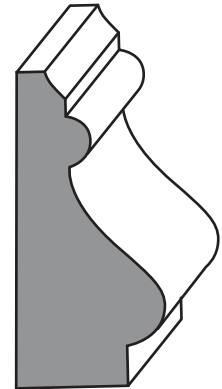
**CAROLINE**  
**SP001**  
 7/8 X 1 1/4 **FJP**



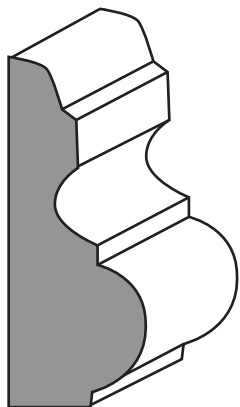
**CORONADO**  
**MC135**  
 1 1/16 X 1 3/8 **FJP**



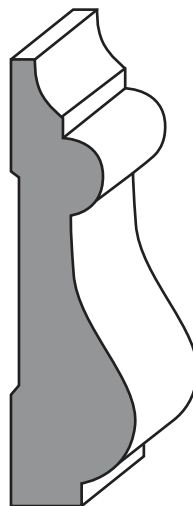
**REGAL**  
**MC141**  
 3/4 X 1 5/8 **POP**



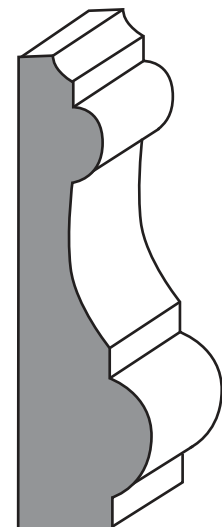
**SANTA FE**  
**MC139**  
 3/4 X 1 5/8 **POP**



**MONICA**  
**MC137**  
 3/4 X 1 11/16 **FJP, MP, POP,**  
**NRO, ALD**

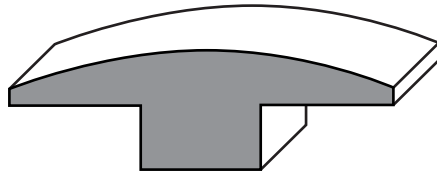


**ESTATES**  
**MC140** 1 1/16 X 2 3/8 **FJP**

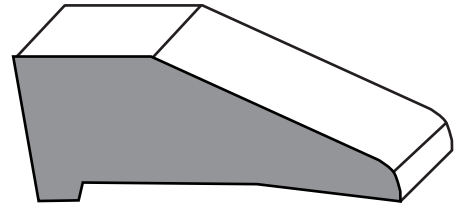


**EAGLE**  
**MC567**  
 1 1/16 X 2 7/16 **FJP**

# FLOOR PARTS



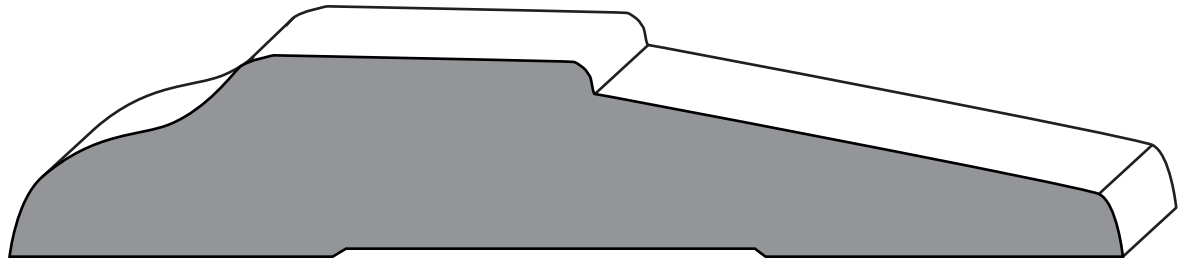
**T-MOULD**  
**MC151 5/8 X 2 NRO**



**REDUCER**  
**MC152 3/4 X 2 NRO**



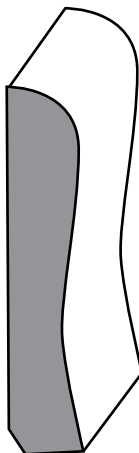
**THRESHOLD**  
**MC153 5/8 X 3 5/8 NRO**



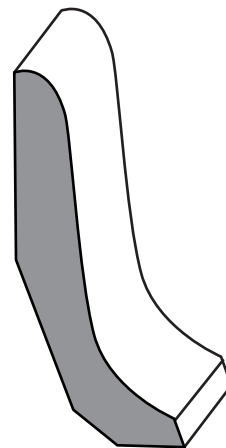
**THRESHOLD**  
**MC154 5/8 X 4 5/8 NRO**  
**MC155 1 1/16 X 5 3/4 NRO**



**REVERSIBLE BASE**  
**MC729 5/16 X 4 1/2 NRO**



**COVE BASE**  
**MC718 3/8 X 2 NRO**

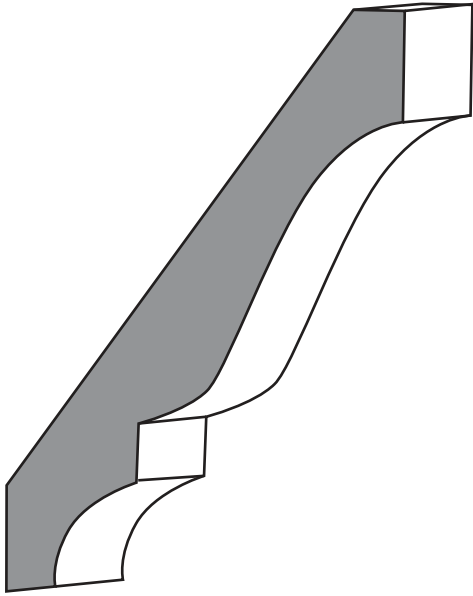


**COVE BASE**  
**MC719 3/4 X 2 NRO**

17

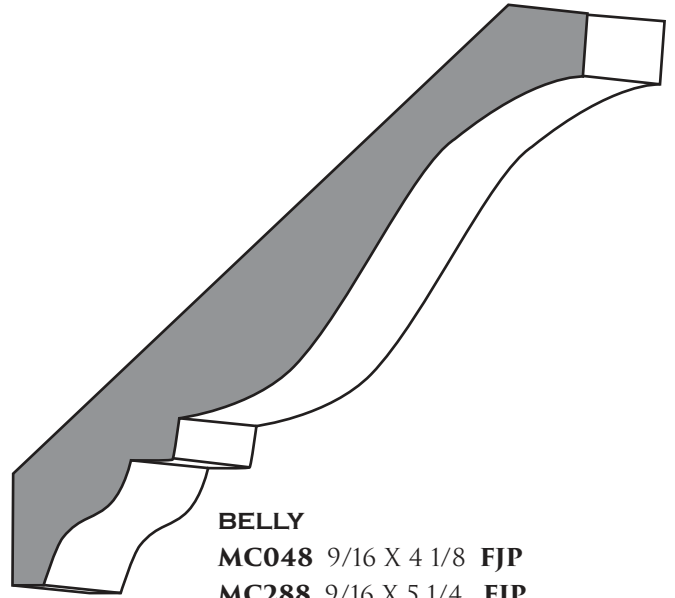
F  
L  
O  
O  
R  
P  
A  
R  
T  
S

# CROWNS



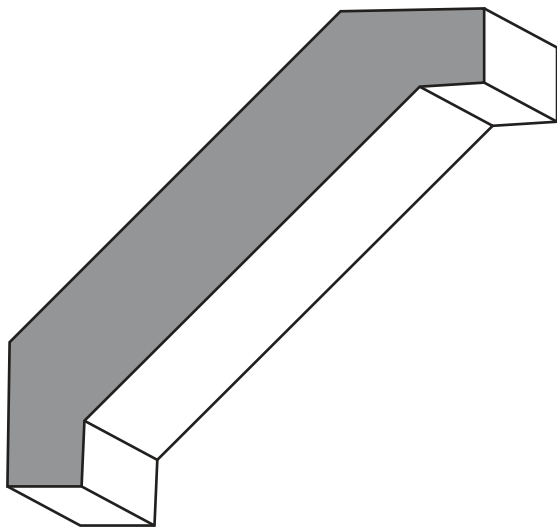
## COLONIAL

- MC302** 9/16 X 2 1/4 **FJP, POP, NRO, MP, ALD**
- MC052** 9/16 X 2 3/4 **MDF, FJP, POP, NRO, MP, ALD**
- MC304** 9/16 X 3 1/4 **FJP, POP, NRO, MP, ALD**
- MC050** 9/16 X 3 5/8 **FJP, MDF, SP**
- MC47** 9/16 X 4 5/8 **FJP**
- MC285** 9/16 X 4 1/4 **MDF, POP, VG FIR, NRO, MP, ALD**
- MC287** 11/16 X 5 1/4 **FJP**
- MC287** 5/8 X 5 1/4 **MDF, POP, NRO, MP, ALD**
- MC106** 9/16 X 7 1/4 **MDF**



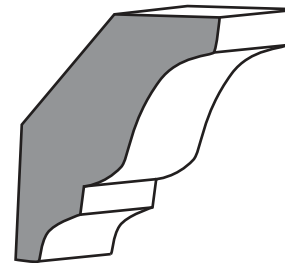
## BELLY

- MC048** 9/16 X 4 1/8 **FJP**
- MC288** 9/16 X 5 1/4 **FJP**
- MC017** 7/8 X 6 3/8 **FJP, MDF**



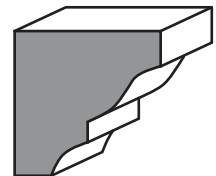
## SHAKER

- MC365** 11/16 X 2 3/8 **FJP, POP, NRO, MP, ALD**
- MC366** 3/4 X 3 1/2 **MDF, POP, NRO, MP, ALD**
- MC367** 3/4 X 4 1/2 **MDF, POP**
- MC368** 3/4 X 5 1/4 **MDF, POP**



## COLONIAL

- MC068** 9/16 X 1 5/8 **FJP, POP, NRO, MP, ALD**

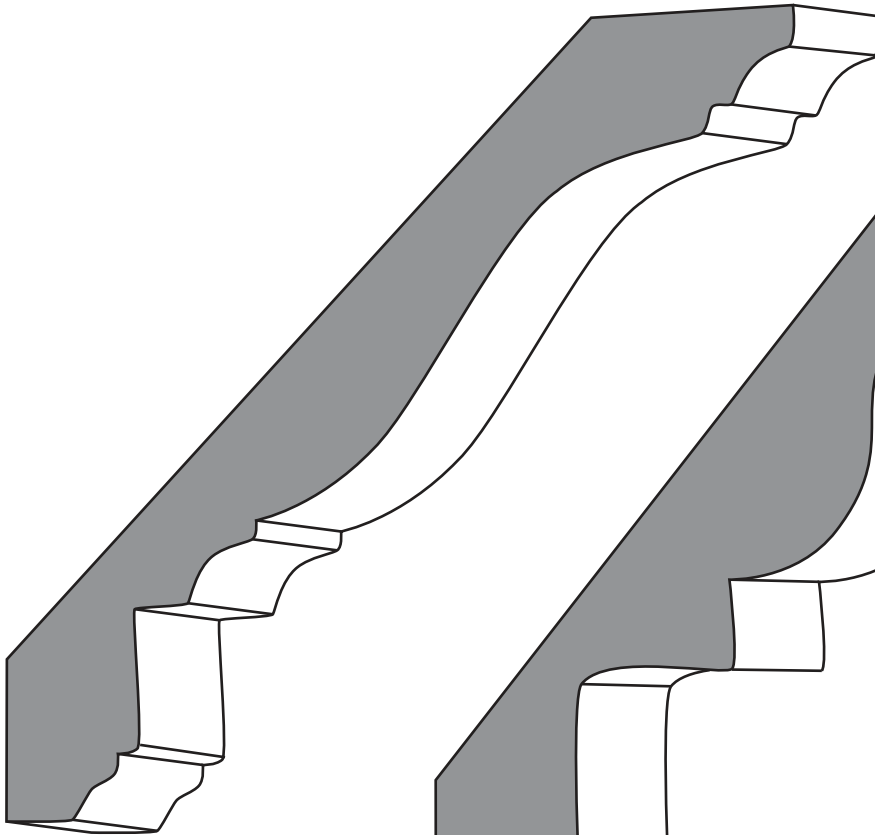


- COLONIAL**
- MC300** 3/4 X 3/4 **POP**


# CROWNS

19

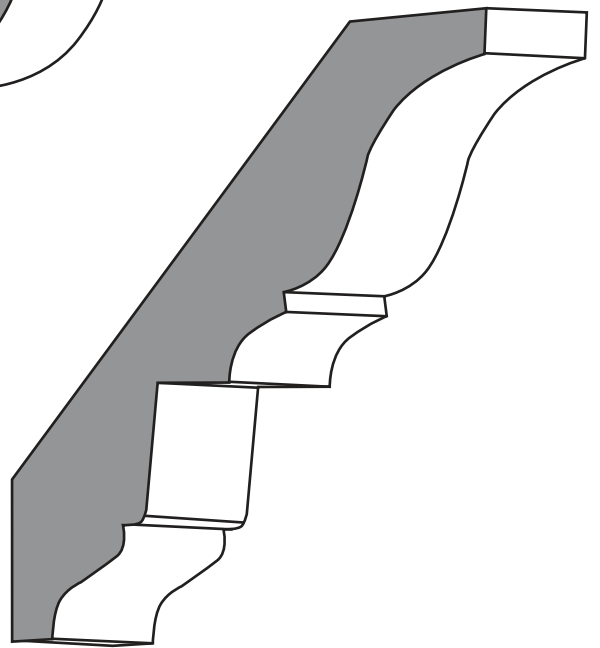
C  
R  
O  
W  
N  
S



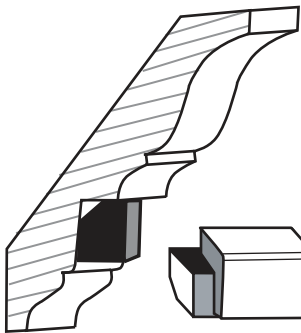
**DENTIL READY**  
MC319 7/8 X 5 3/4 POP



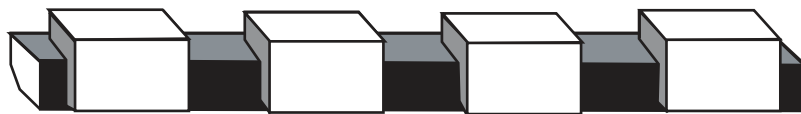
**DENTIL READY**  
MC320 7/8 X 3 3/4 MDF  
MC318 7/8 X 5 1/2 MDF



**DENTIL READY**  
MC317 5/8 X 4 1/32 FJP, POP, NRO,  
MP, ALD



**DENTIL TEETH**  
MC707 5/8 X 1/2, 1/4 DISPLACEMENT POP, NRO, MP, ALD

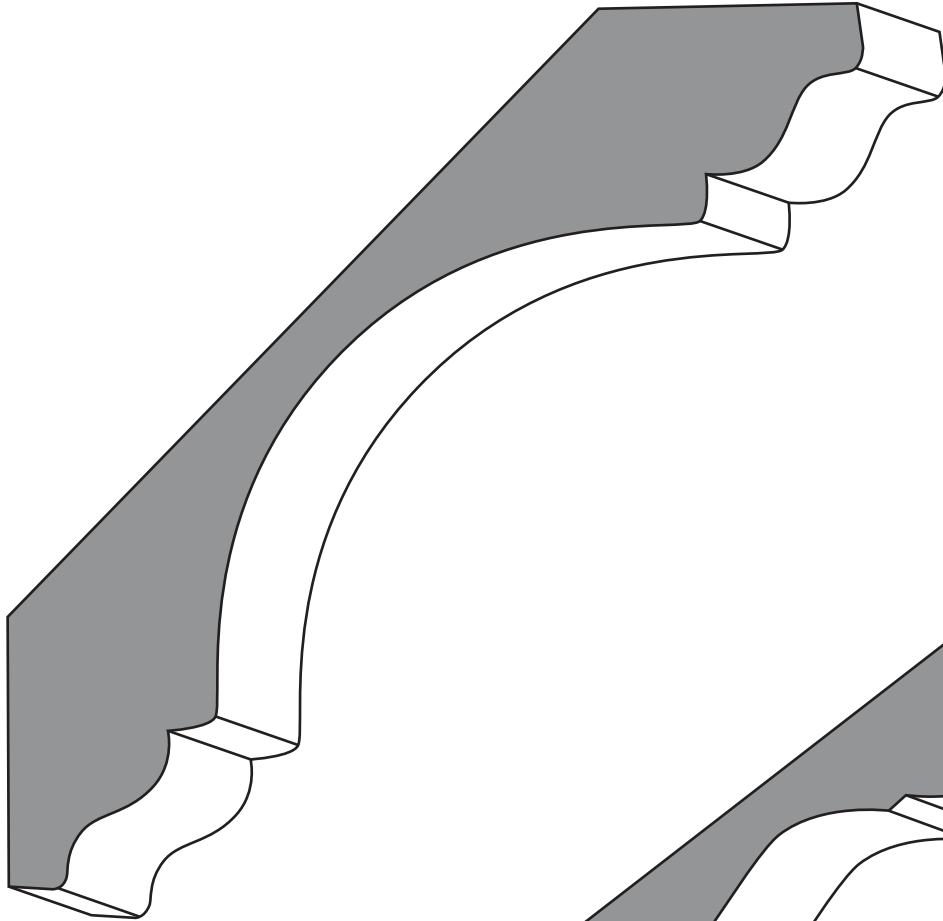


**DENTIL TEETH**  
MC708 5/8 X 15/16, 3/4 DISPLACEMENT POP, NRO, MP, ALD



**ROPE**  
MC705 5/8 POP  
MC706 3/4 POP, ALD, MP, NRO

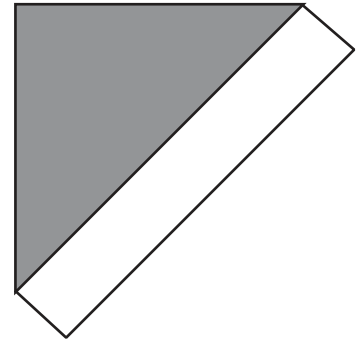
# CROWNS



## REGAL

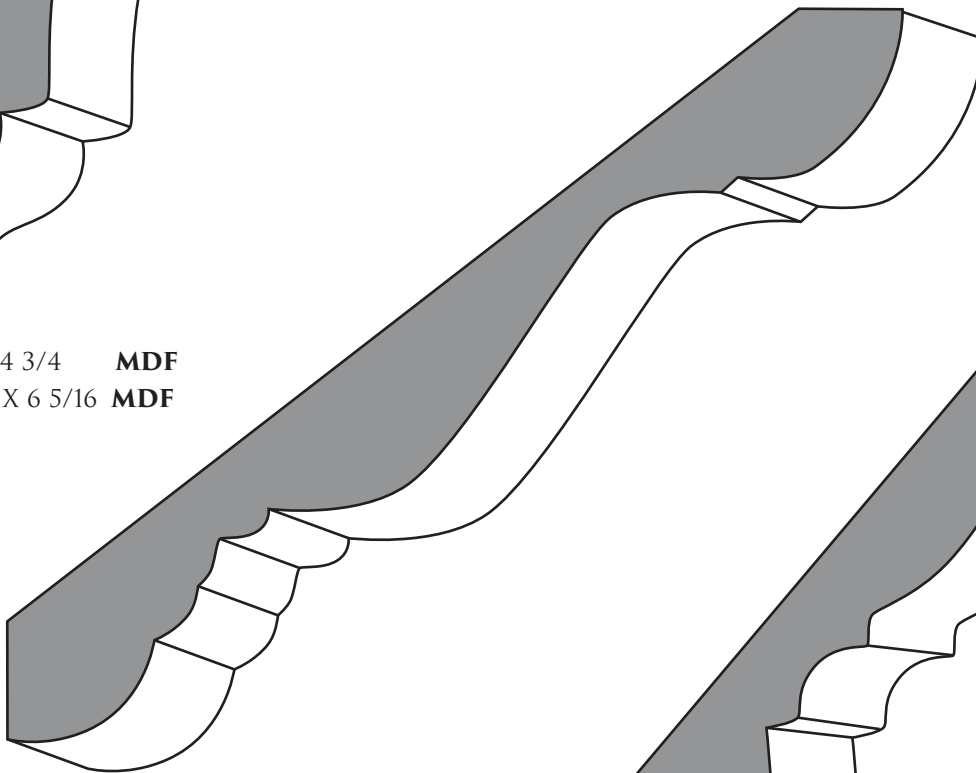
MC41 7/8 X 4 3/4 MDF

MC44 1 3/16 X 6 5/16 MDF



## CHAMFER

MC750 1 1/2 X 1 1/2 SP

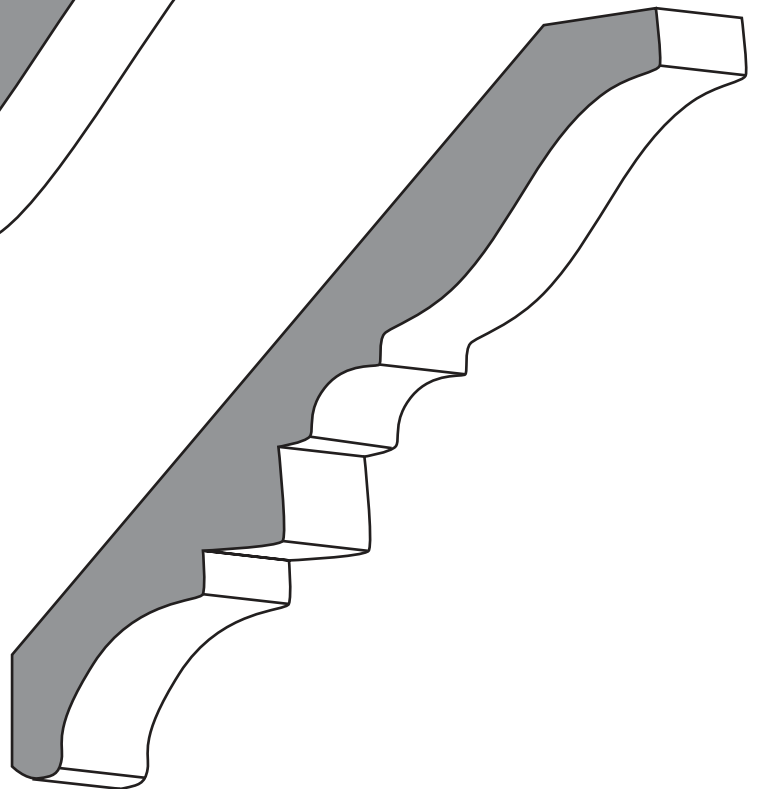


## CHARLESTON

MC45 5/8 X 4 3/8 FJP, MDF

MC46 3/4 X 6 MDF, POP, NRO,  
MP, ALD

MC48 1 X 8 MDF



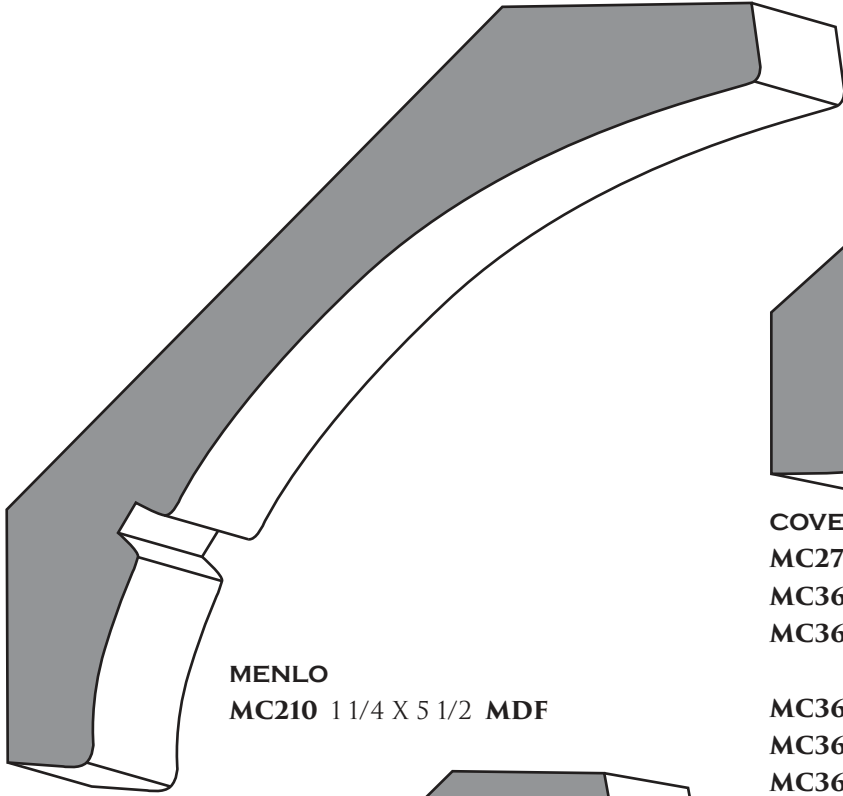
## ALMADEN

MC194 1 1/16 X 5 FJP

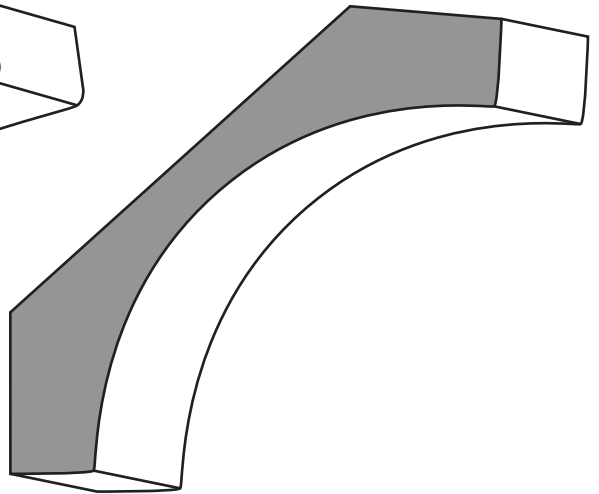
# CROWNS

21

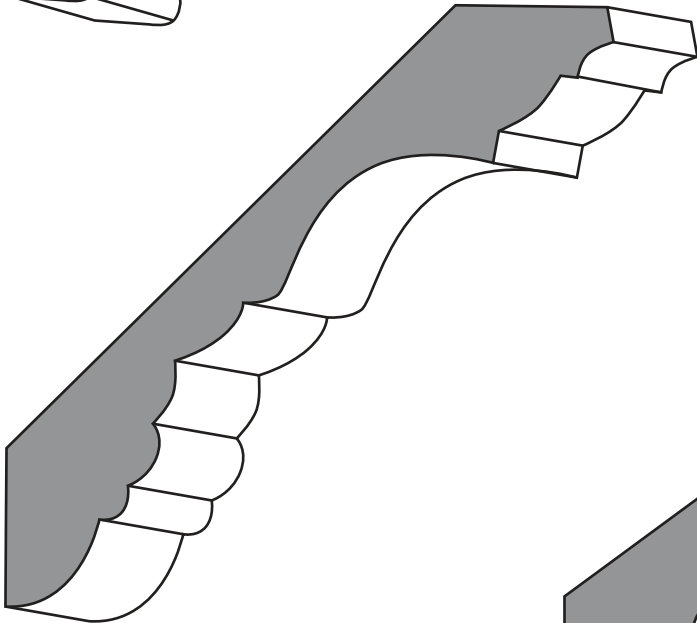
C  
R  
O  
W  
N  
S



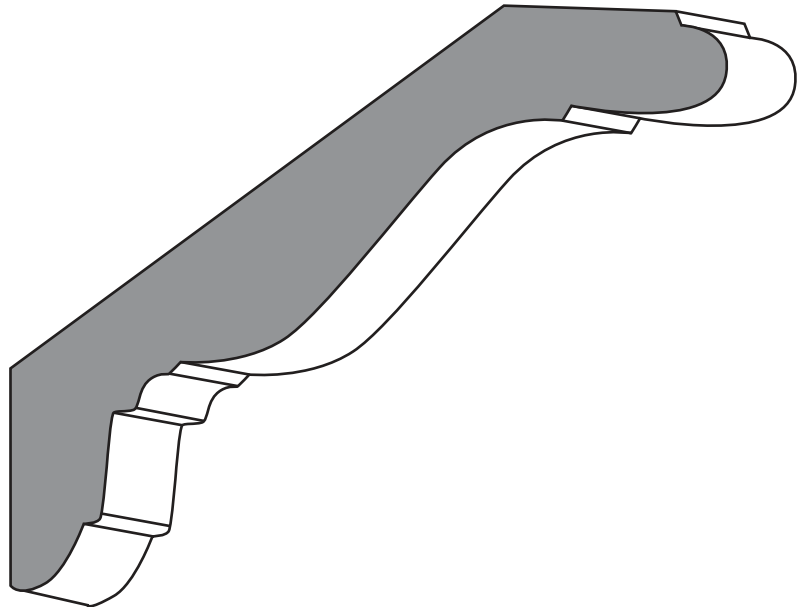
**MENLO**  
MC210 1 1/4 X 5 1/2 MDF



**COVE**  
MC276 1 1/16 X 1 3/4 FJP  
MC360 1 1/16 X 2 1/4 FJP  
MC361 7/8 X 3 1/2 FJP, POP, NRO,  
MP, ALD  
MC362 1 1/16 X 4 1/2 MDF  
MC362 1 X 4 1/2 FJP  
MC369 1 1/16 X 4 1/4 MDF  
MC363 1 1/4 X 5 5/8 MDF  
MC364 1 1/4 X 7 1/4 MDF

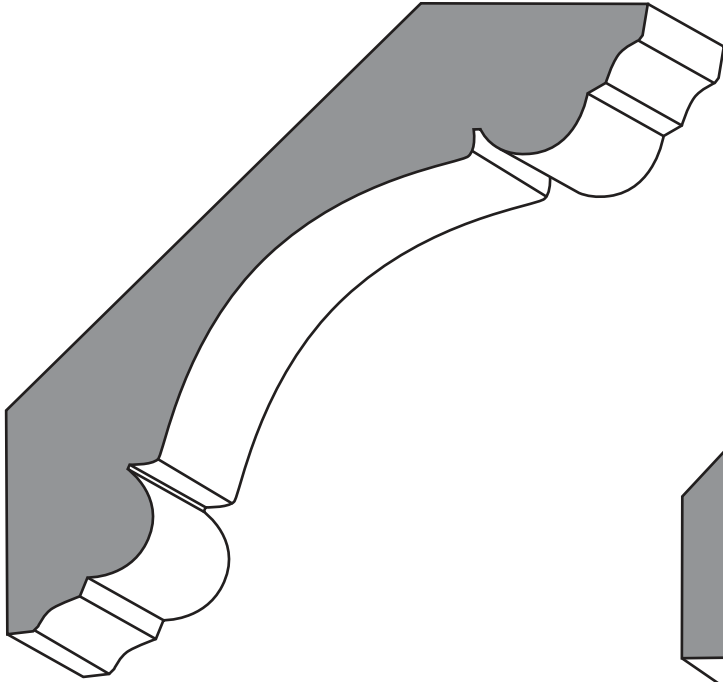


**CORONADO**  
MC610 7/8 X 4 1/4 MDF  
MC104 7/8 X 6 9/16 MDF  
MC107 1 X 8 MDF



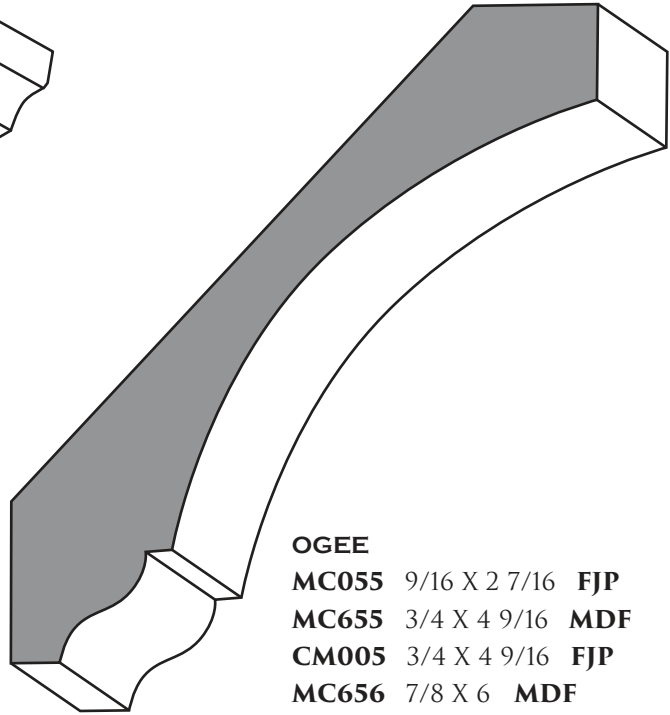
**CORNICE**  
MC611 1 X 4 5/8 MDF  
MC612 1" X 6" MDF

# CROWNS



## DOUBLE BEAD

- MC110** 11/16 X 3 7/16 **FJP, MDF**
- MC111** 7/8 X 4 5/8 **FJP**
- MC112** 7/8 X 4 5/8 **MDF, POP, NRO, MP, ALD**
- MC113** 1 1/4 X 6 1/2 **MDF**
- MC012** 1 X 7 3/16 **MDF**



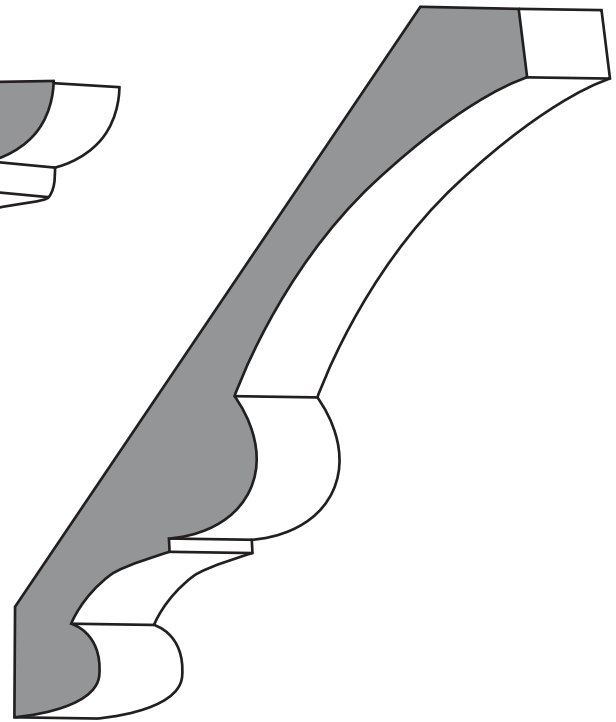
## OGEE

- MC055** 9/16 X 2 7/16 **FJP**
- MC655** 3/4 X 4 9/16 **MDF**
- CM005** 3/4 X 4 9/16 **FJP**
- MC656** 7/8 X 6 **MDF**



## NORMAN

- MC651** 1 X 5 1/8 **MDF**
- MC650** 1 X 6 1/2 **MDF**



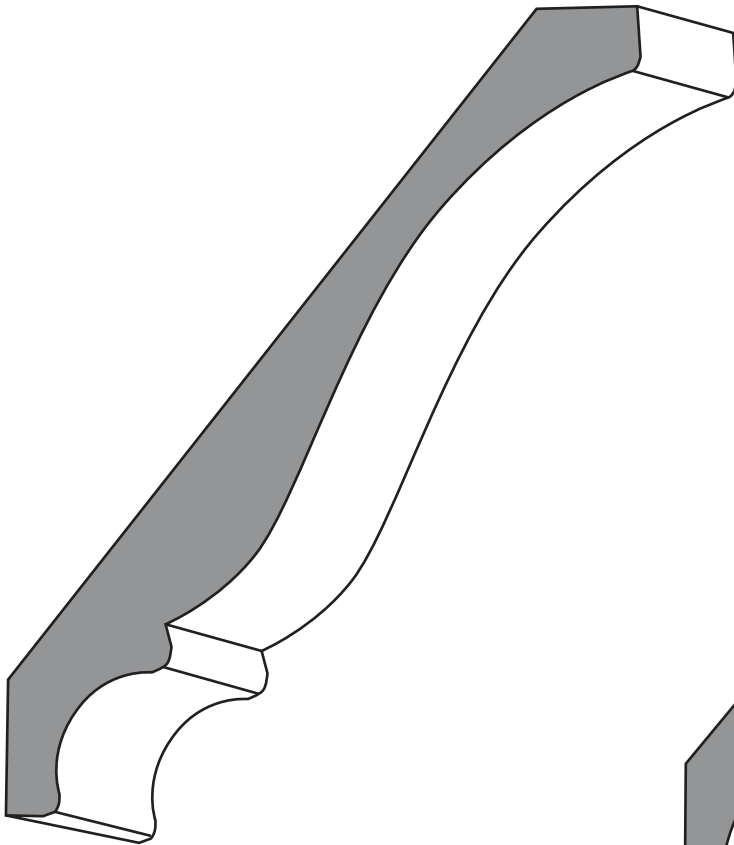
## SINGLE BEAD

- MC005** 11/16 X 3 1/4 **POP**
- MC006** 11/16 X 4 5/8 **FJP, MDF, POP, NRO, MP, ALD**
- MC007** 11/16 X 6 9/16 **MDF**

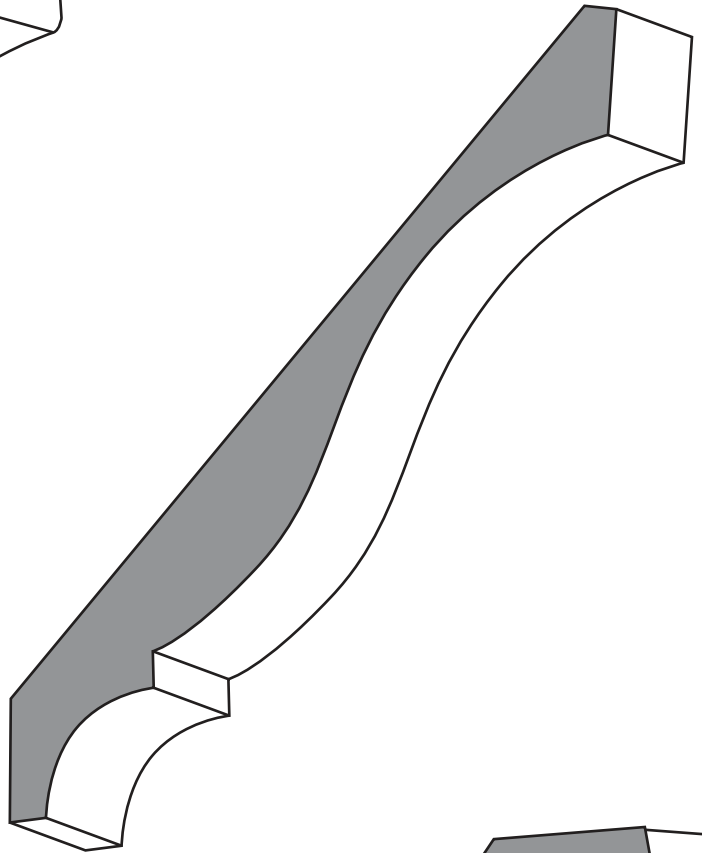
# CROWNS

23

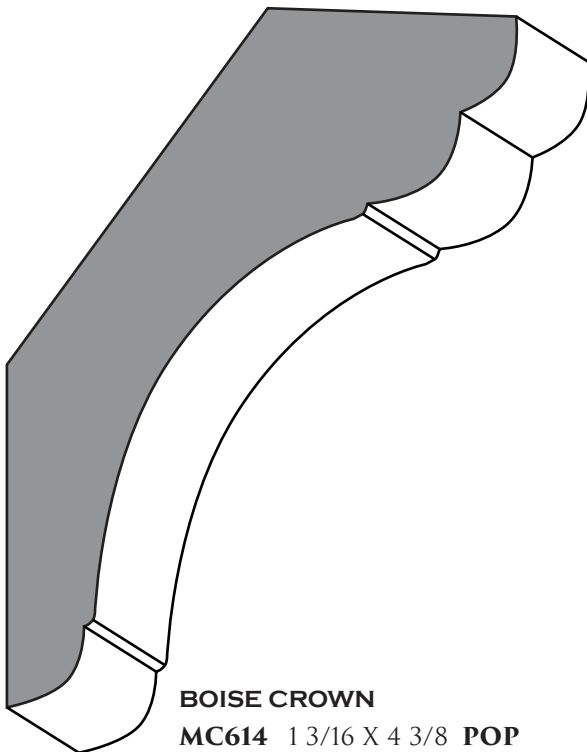
C  
R  
O  
W  
N  
S



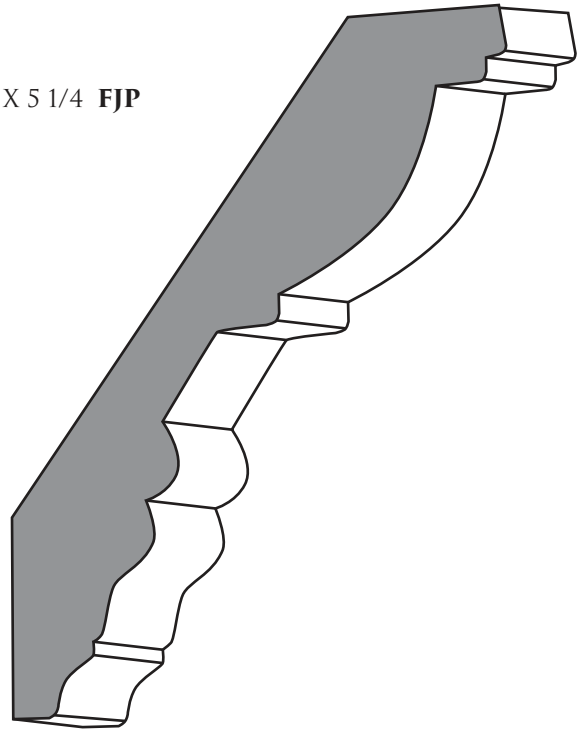
**CHARLIE**  
**MC65** 5/8 X 5 1/4 **MDF**



**CHARLIE**  
**MC65** 9/16 X 5 1/4 **FJP**

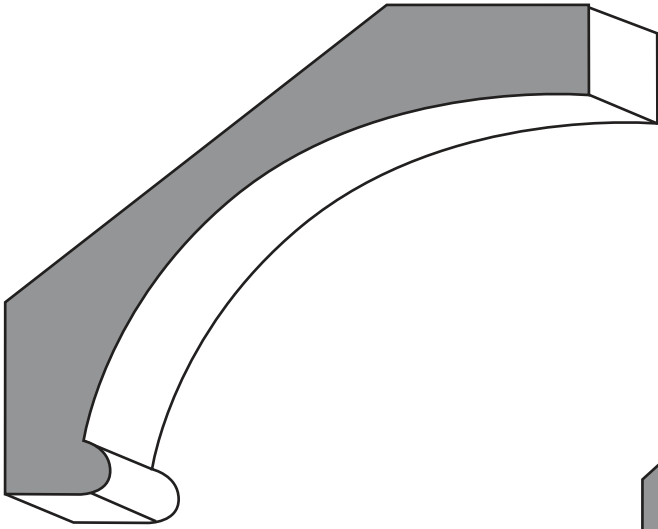


**BOISE CROWN**  
**MC614** 1 3/16 X 4 3/8 **POP**

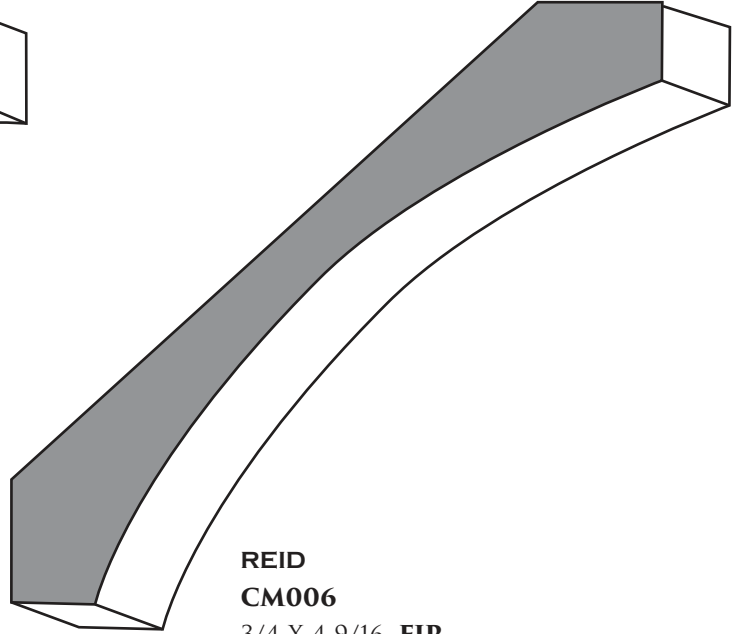


**MANZANA**  
**MC613** 3/4 X 4 7/16 **POP**


# CROWNS



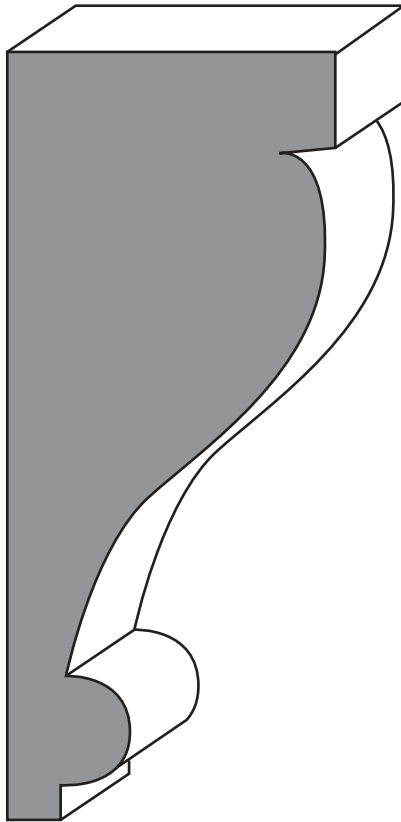
**JAKE**  
**CM004**  
1 1/16 X 4 **FJP**



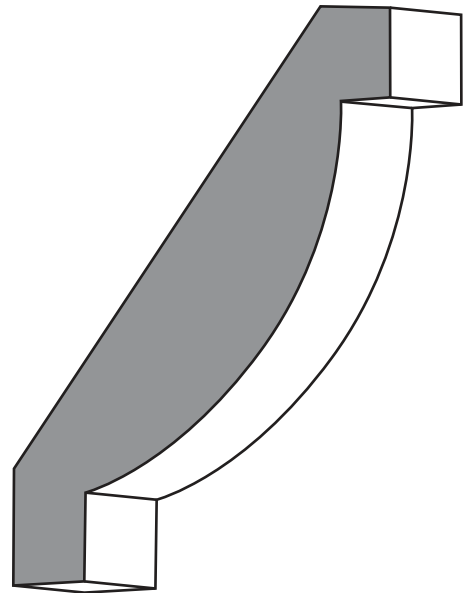
**REID**  
**CM006**  
3/4 X 4 9/16 **FJP**



**RONALD**  
**CM002**  
3/4 X 4 5/16 **FJP**

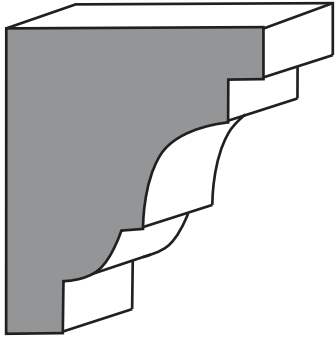


**ALLEN**  
**CM003**  
1 5/8 X 4 **FJP**

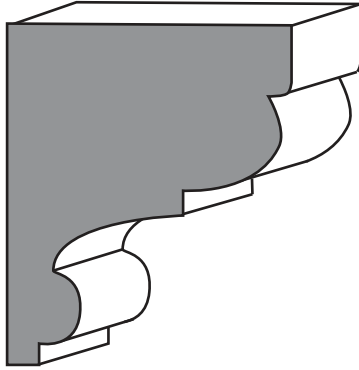


**DANIEL**  
**CM001**  
3/4 X 3 9/16 **FJP**

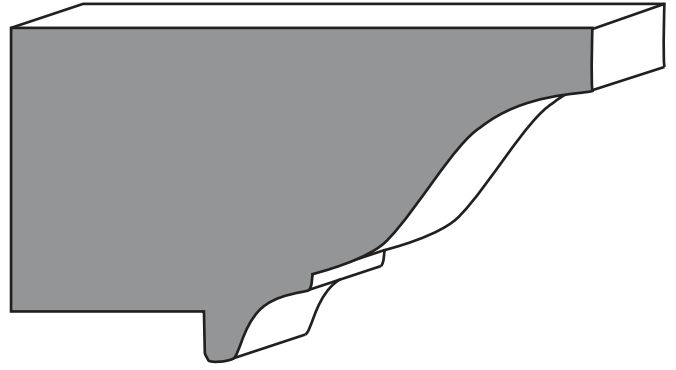
# HEADER CROWNS



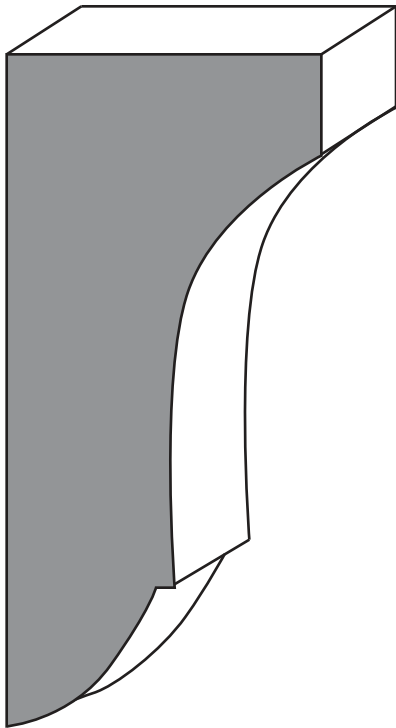
**NORA**  
**MC150** 1 5/16 X 1 9/16  
**MDF**



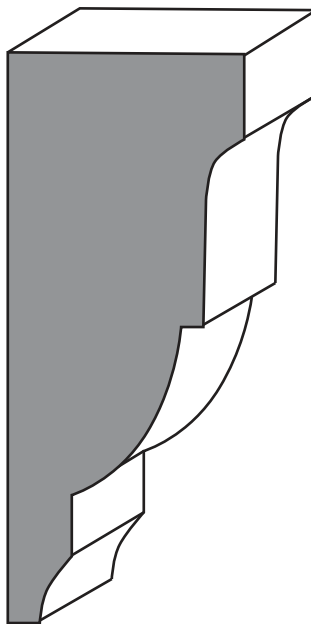
**GENESEE**  
**MC609** 1 7/16 X 1 3/4  
**FJP**



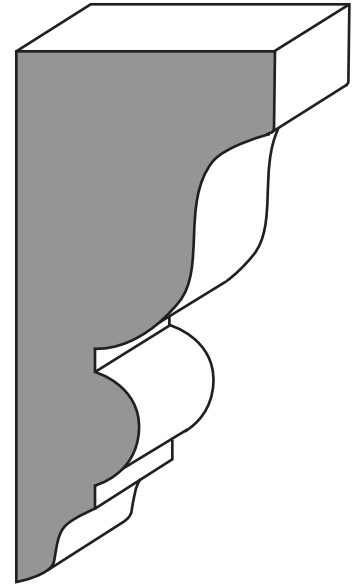
**GRANGEVILLE**  
**MC921** 1 3/4 X 3 1/16 **POP**



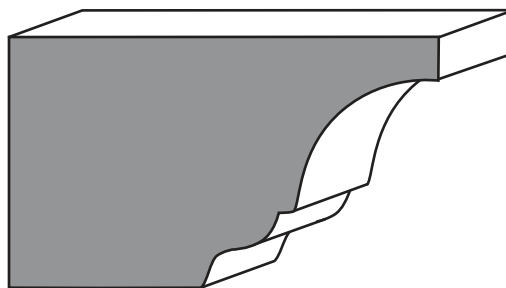
**SUN VALLEY**  
**MC739** 1 1/8 X 2 3/8 **POP**  
**MC740** 1 5/8 X 3 7/16 **POP**



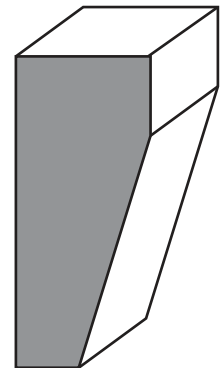
**SHOSHONE**  
**MC560** 1 1/4 X 3 **MDF**



**OCTANE**  
**MC561** 1 1/4 X 2 3/4 **MDF**



**STEPH**  
**HC001** 1 5/16 X 2 1/4 **FJP**



**CRAFTSMAN**  
**MC326** 1 1/16 X 1 3/4 **POP**

25

H  
E  
A  
D  
E  
R  
C  
R  
O  
W  
N  
S

# SHIPLAP & TONGUE & GROOVE

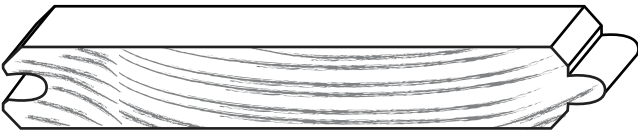


**WINDSORONE**  
PROTECTED BOARDS

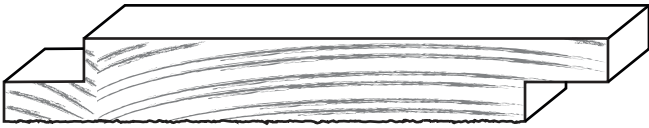
◆ PROTECTED  
**SPECIALTY**  
T & G & SHIPLAP



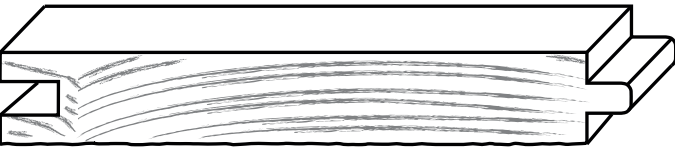
1X4 T&G BEADED CEILING 5/8 X 3 5/16 FJP 16'  
1X6 T&G BEADED CEILING 3/4 X 5 3/8 FJP 16'



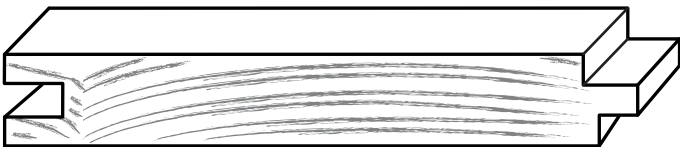
1X6 T&G V-GROOVE 23/32 X 5 1/2 FJP 16'  
1X8 T&G V-GROOVE 11/16 X 7 1/2 FJP 16'



1X6 SQUARE EDGE SHIPLAP 3/4 X 5 1/2 FJP 16'  
1X8 SQUARE EDGE SHIPLAP 3/4 X 7 1/4 FJP 16'



1X6 T&G PLANTATION 3/4 X 5 1/2 FJP 20'



1X6 NICKEL GAP 3/4 X 5 1/2 FJP 16'  
1X8 NICKEL GAP 3/4 X 7 1/4 FJP 16'  
(PRE-SET 1/8" GAP)


For warranty and installation information please visit: [www.WindsorOne.com](http://www.WindsorOne.com)



**V RUSTIC SIDING**

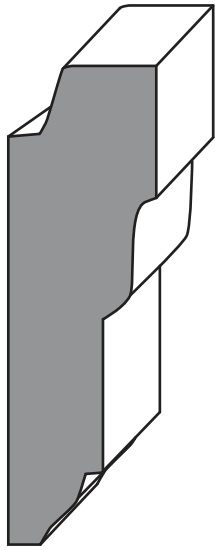
1X6 11/16 X 5 1/2 MDF

1X8 11/16 X 7 1/2 MDF

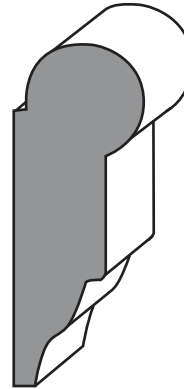


1X8 T&G REVERSIBLE 5/8 X 7 3/8 MDF

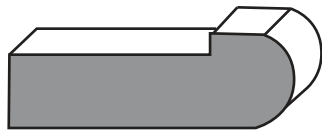
# PICTURE RAILS & LINTELS



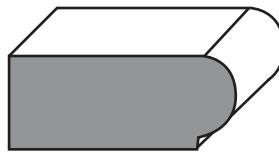
**VICTORIAN**  
**MC581** 3/4 X 2 1/2 **POP**



**MACY**  
**PM004** 11/16 X 1 3/4 **FJP**



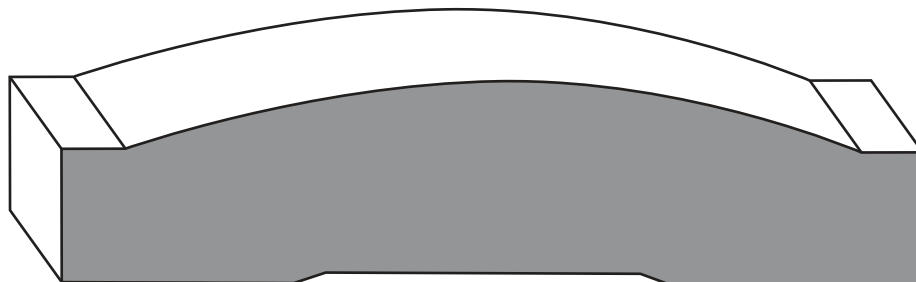
**BILLINGS**  
**MC747** 1/2 X 1 7/16 **FJP**



**RIGGINS**  
**MC145** 7/16 X 1 1/8 **FJP, POP, NRO,**  
**MP, ALD**

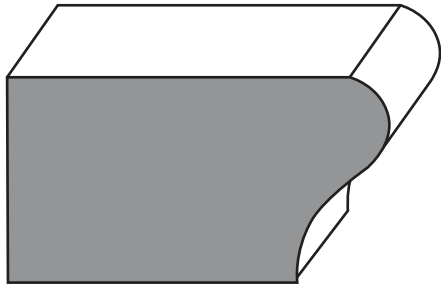


**ARDITH**  
**ST001**  
7/16 X 1 1/16 **FJP**

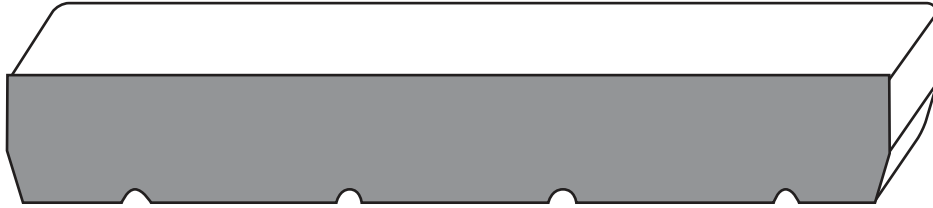


**MERIDIAN**  
**MC173** 1 X 4 1/2 **MDF**

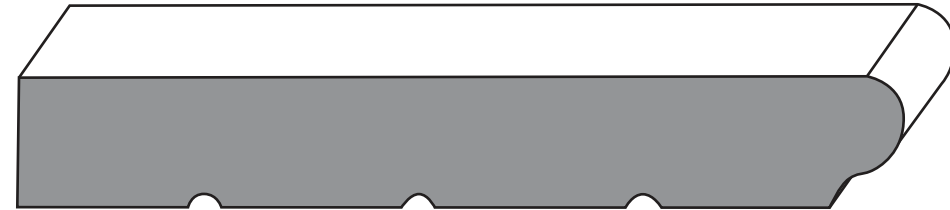
# NOSINGS, STOOLS, JAMBS



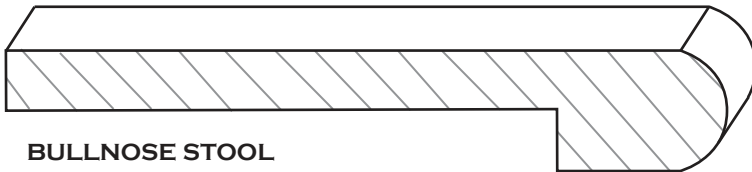
**BLANCHE**  
**MC702** 1 1/16 X 2 **FJP**



**JAMB**  
**MC308** 1 1/16 X 4 9/16 6' 8" **LEGS FJP**  
**MC308** 1 1/16 X 4 9/16 **FJP, MDF, SP, POP, NRO, MP, ALD**  
**MC309** 1 1/16 X 4 13/16 **FJP**  
**MC310** 1 1/16 X 5 1/4 **FJP, SP**  
**MC312** 1 1/16 X 7 1/4 **FJP**



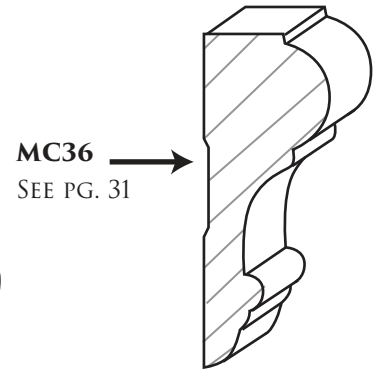
**STOOL**  
**MC374** 1 1/16 X 4 1/2 **FJP, SP, POP, NRO, MP**  
**MC375** 1 1/16 X 4 3/4 **MDF**  
**MC376** 1 1/16 X 5 1/4 **FJP, MDF**  
**MC376** 1 1/16 X 5 1/2 **SP**  
**MC378** 1 1/16 X 6 1/2 **MDF**  
**MC377** 1 1/16 X 7 1/4 **FJP, MDF**



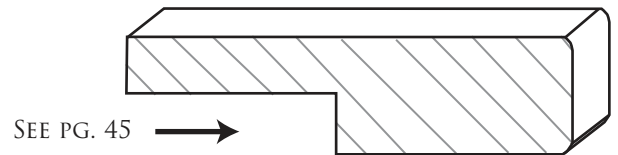
**BULLNOSE STOOL**  
**MC379** 1 1/4 X 8 1/4 **MDF**



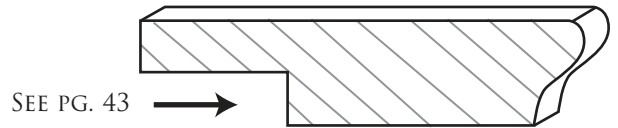
**DOUBLE BULLNOSE STOOL**  
**MC400** 1 1/16 X 7 1/4 **MDF**



**MC36** →  
 SEE PG. 31

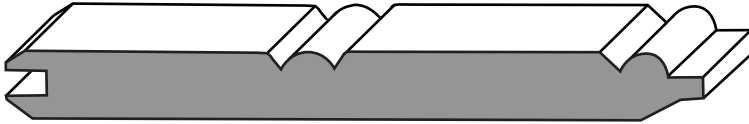


SEE PG. 45 →  
**TUCKER**  
**WS002** 1 1/16 X 4 1/4 **FJP**



SEE PG. 43 →  
**OAKLEY**  
**WS001** 1 1/16 X 4 1/2 **FJP**

# WAINSCOTS



**NAPA WAINSCOT (REVERSIBLE)**  
**MC722** 3/8 X 3 1/2 **POP, MDF, NRO, MP, ALD**



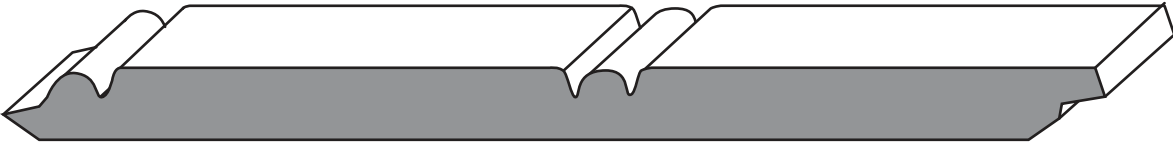
**ST. HELENA WAINSCOT W/O BEAD**  
**MC725** 3/8 X 3 1/2 **MDF**



**SONOMA WAINSCOT (REVERSIBLE)**  
**MC728** 3/8 X 3 3/8 **POP**

29

W  
A  
I  
N  
S  
C  
O  
T  
S



**TIOGA WAINSCOT (REVERSIBLE)**  
**MC50** 3/8 X 5 3/4 **MDF**



**ALMANOR**  
1/4" X 4' X 8' **SHEETS BEAD DISPLACEMENT 1 1/2"** **MDF**

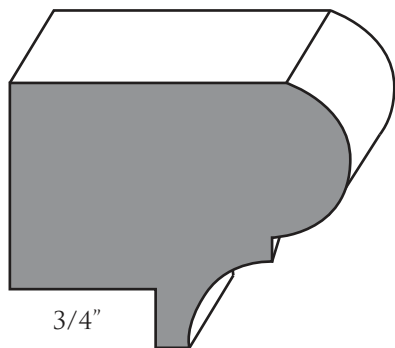


**TAHOE**  
1/4" X 4' X 8' **SHEETS BEAD DISPLACEMENT 3"** **MDF**



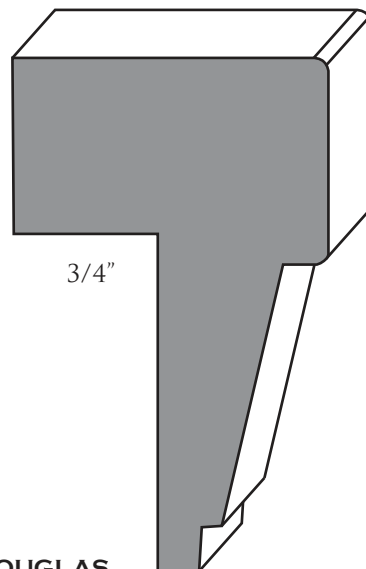
**MAMMOTH**  
1/4" X 4' X 8' **SHEETS BEAD DISPLACEMENT 6"** **MDF**

# WAINSCOT CAPS



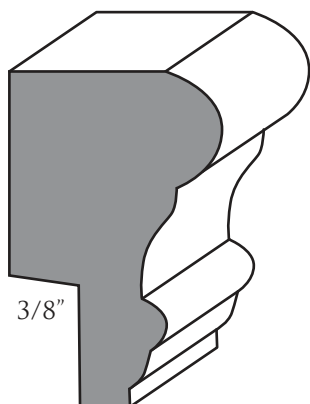
3/4"

**IDAHO**  
**WC003** 1 3/4 X 1 3/8 **FJP**



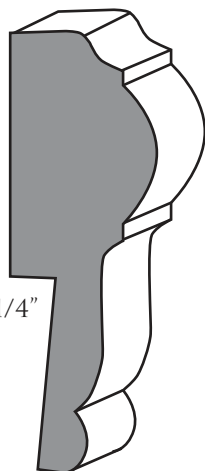
3/4"

**DOUGLAS**  
**WC006** 1 5/8 X 2 5/8 **FJP**



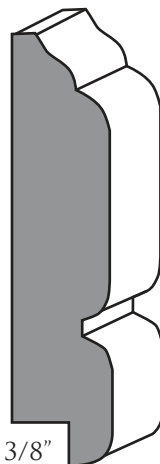
3/8"

**BALBOA**  
**MC51**  
1 1/8 X 1 3/4 **MDF**



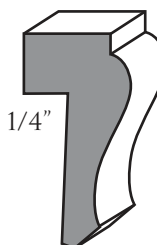
1/4"

**GALLATIN**  
**MC514** 3/4 X 2 5/16 **FJP**



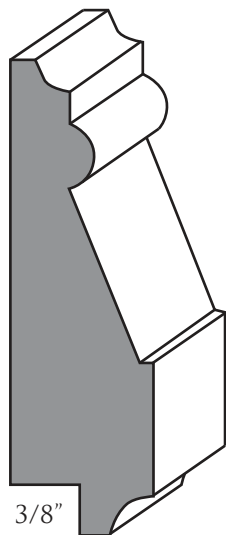
3/8"

**FLATHEAD**  
**MC515** 9/16 X 2 1/4 **FJP**



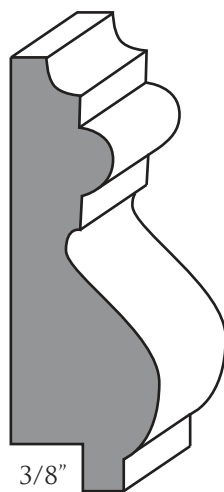
1/4"

**SUPERIOR PANEL CAP**  
**MC292** 9/16 X 1 1/8 **POP**  
**MC293** 11/16 X 2 **FJP**



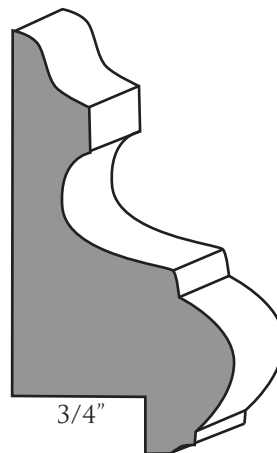
3/8"

**ALPINE**  
**MC517** 3/4 X 2 1/2 **POP**



3/8"

**TRINITY**  
**MC516** 3/4 X 2 1/4 **POP**



3/4"

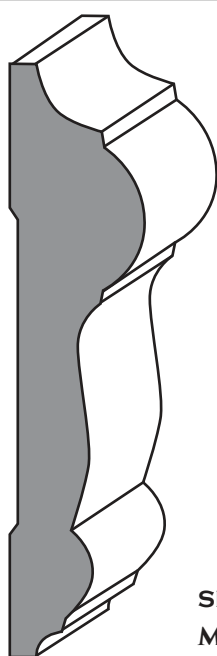
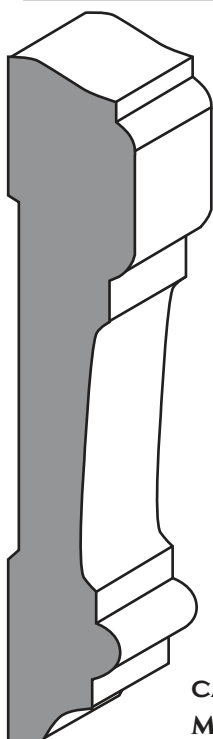
**LIVINGSTON**  
**MC125** 1 3/16 X 2 3/16 **FJP**



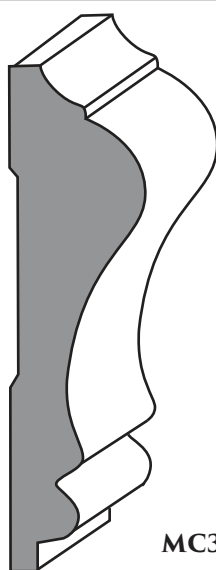
1/4"

**RED LODGE**  
**MC512** 5/8 X 1 1/2 **POP**

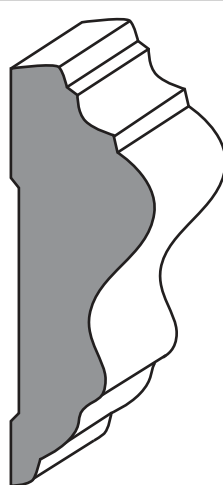
# CHAIR RAILS & PANEL MOLDS



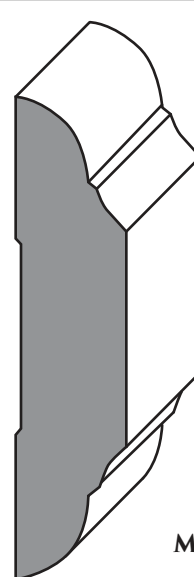
**CARMEL**  
MC297 11/16 X 3 FJP



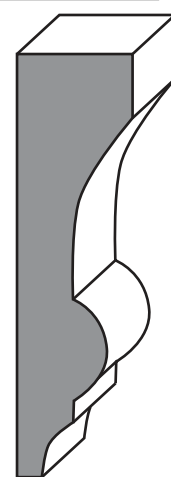
**SPOKANE**  
MC390 11/16 X 2 5/8 FJP, SP, POP,  
NRO, MP, ALD



**GREY BULL**  
MC391 3/4 X 2 1/8 FJP



**TALLAC**  
MC399 9/16 X 2 1/2 MDF



**BEADED**  
MC738 5/8 X 2 1/4  
FJP

31 **MONTEREY**  
MC298 5/8 X 3 1/2 FJP



**GILLETTE**  
MC114 1/4 X 13/32 POP  
MC115 5/16 X 11/16 POP



**CODY**  
MC130 11/16 X 1 3/4 FJP, POP, MP



**CODY**  
MC534 3/8 X 3/4 POP,  
MP, NRO, ALD

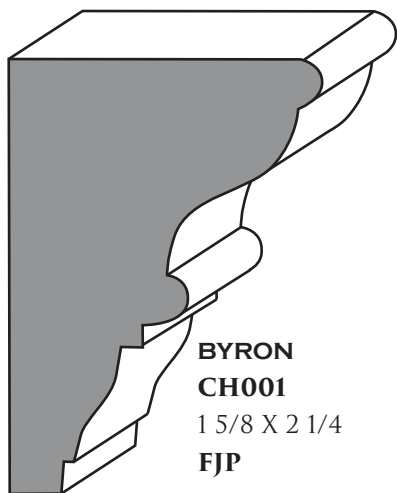


**BIG SKY**  
MC551 5/16 X 1 1/8 FJP, POP, NRO,  
MP, ALD

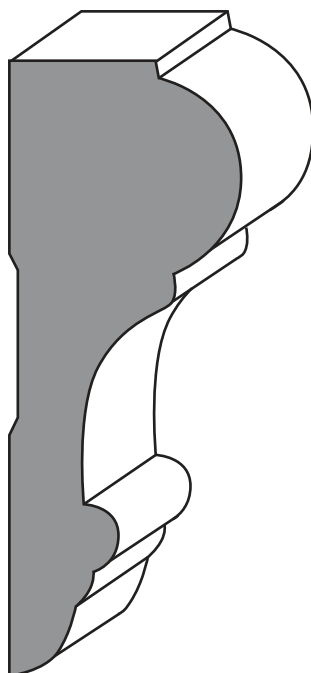


**BIG SKY**  
MC552 9/16 X 1 1/2 FJP, POP  
NRO, MP, ALD

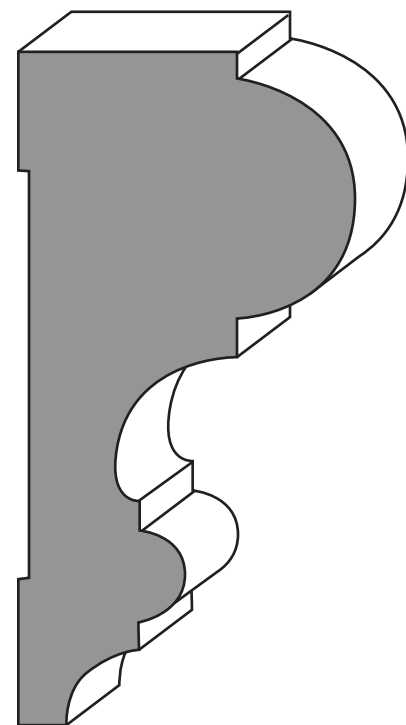
CHAIR  
RAILS  
&  
PANEL  
MOLDS



**BYRON**  
CH001  
1 5/8 X 2 1/4  
FJP

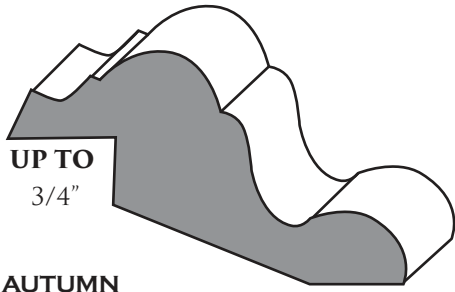


**LANCASTER**  
MC35 1 X 2 1/2 MDF  
MC36 1 3/16 X 3 3/16  
MDF, POP, NRO, MP, ALD



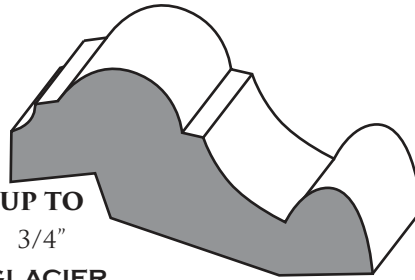
**KETCHUM**  
MC158 1 3/4 X 3 1/2 POP

# PANEL CAPS



UP TO  
3/4"

**AUTUMN**  
**MC123** 3/4 X 2 1/8 **FJP**



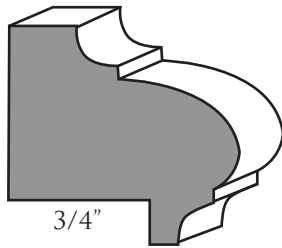
UP TO  
3/4"

**GLACIER**  
**MC513** 3/4 X 2 **POP, NRO,**  
**MP, ALD**



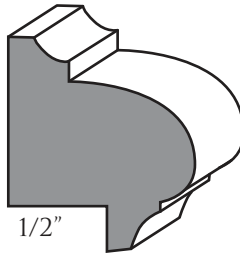
UP TO  
3/4"

**CUSTER**  
**MC582** 15/16 X 1 5/8 **POP**



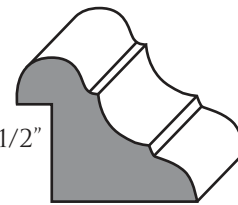
3/4"

**YELLOWSTONE**  
**MC520** 1 3/16 X 1 1/8 **FJP**



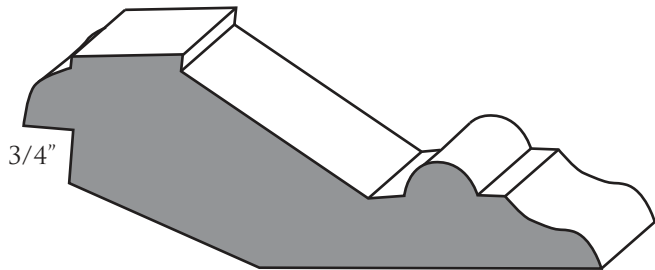
1/2"

**YELLOWSTONE**  
**MC521** 15/16 X 1 **POP**



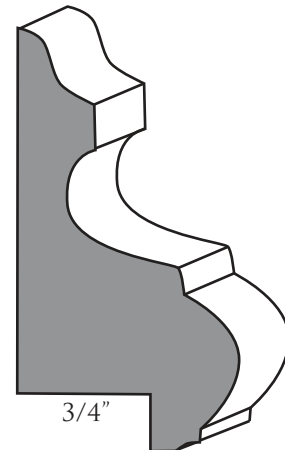
1/2"

**DONNER**  
**MC522** 3/4 X 15/16 **POP**



3/4"

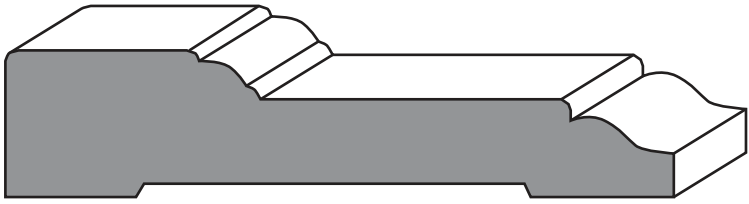
**MELLINGER**  
**WC002** 1 1/8 X 3 **FJP**



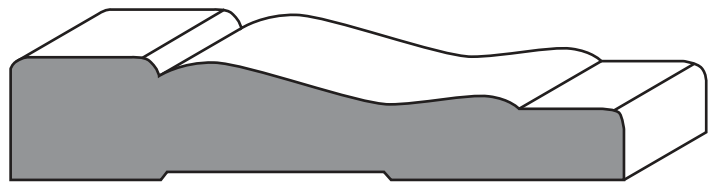
3/4"

**LIVINGSTON**  
**MC125** 1 3/16 X 2 3/16 **FJP**

# VERTICAL GRAIN FIR



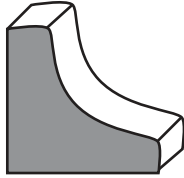
**SHASTA CASING**  
MC396 3/4 X 3 1/2 VG FIR



**MOLDED CASING**  
MC240 5/8 X 2 1/4 VG FIR  
MC444 5/8 X 3 1/4 VG FIR



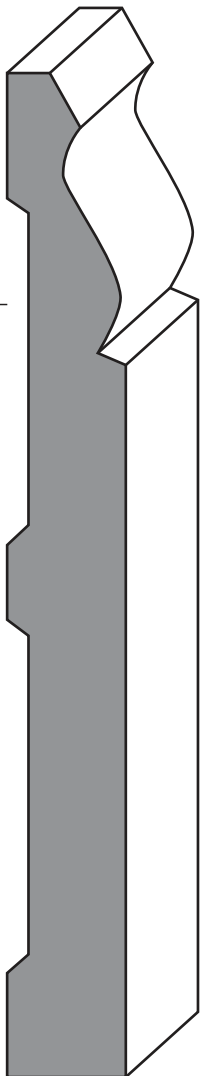
**RE STOP**  
MC876 7/16 X 1 3/8 VG FIR



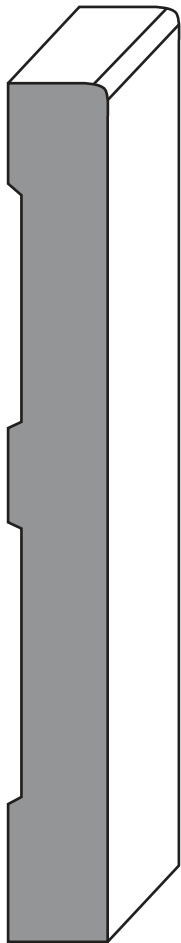
**COVE**  
MC093 3/4 X 3/4  
VG FIR



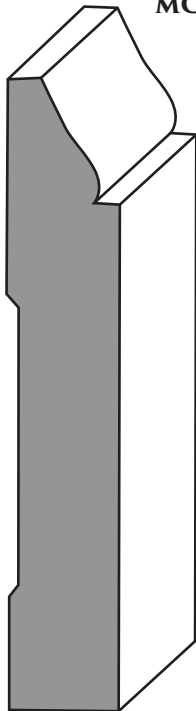
**ROUND EDGE CASING**  
MC434 5/8 X 3 1/2 VG FIR



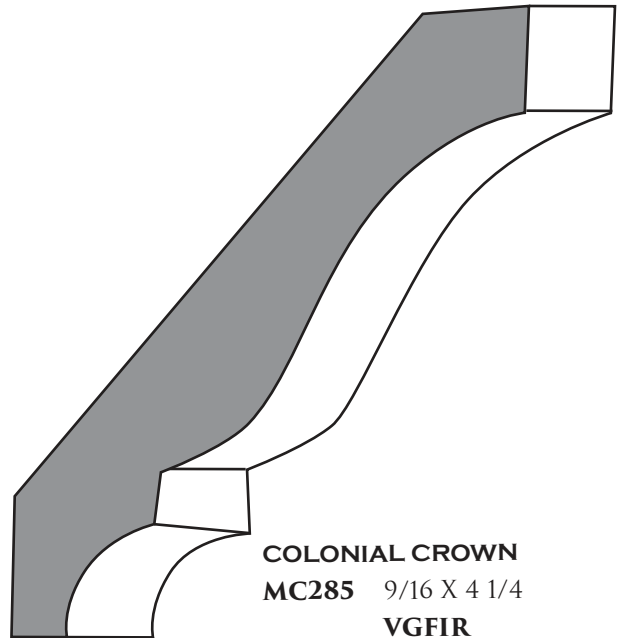
**VINTAGE BASE**  
MC26 19/32 X 5 1/4  
VG FIR



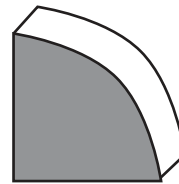
**ROUND EDGE BASE**  
MC508 1/2 X 4 1/2 VG FIR



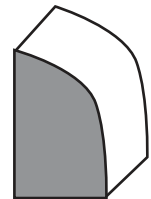
**CORONADO BASE**  
MC623  
9/16 X 3 1/4 VG FIR



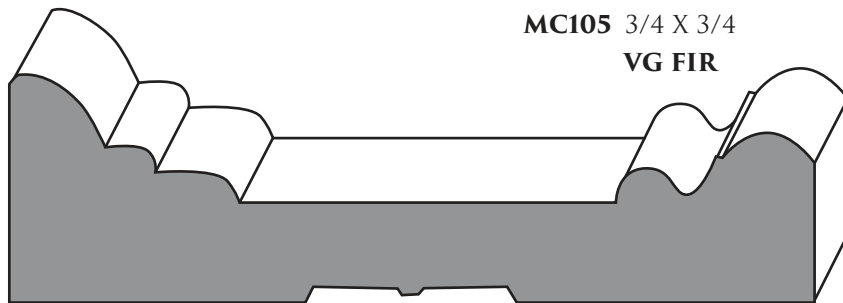
**COLONIAL CROWN**  
MC285 9/16 X 4 1/4  
VGFIR



**QUARTER ROUND**  
MC105 3/4 X 3/4  
VG FIR



**BASE SHOE**  
MC126 1/2 X 3/4  
VG FIR

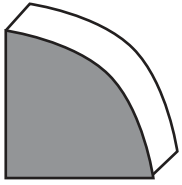


**HOWE CASING** MC382 1 3/16 X 4 1/4 VG FIR

33

V  
E  
R  
T  
I  
C  
A  
L  
G  
R  
A  
I  
N  
F  
I  
R

# MISCELLANEOUS



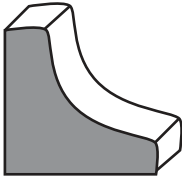
**QUARTER ROUND**

**MC109** 3/8 X 3/8 **POP**

**MC108** 1/2 X 1/2 **POP**

**MC105** 3/4 X 3/4 **FJP, SP, POP, VG FIR**  
**NRO, MP, ALD, TREATED**

**MC128** 1 X 1 **WRC**



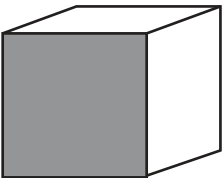
**COVE**

**MC091** 1/2 X 1/2 **POP**

**MC093** 3/4 X 3/4 **FJP, POP, MP, ALD, NRO**  
**VG FIR, TREATED**

**MC097** 1 1/2 X 1 1/2 **WRC**

**CV001** 3/4 X 7/8 **FJP**



**S4S TRIM**

**MC254** 1/2 X 3/4 **FJP**

**MC239** 3/4 X 3/4 **FJP**

**MC238** 1 X 1 **FJP**

**MC249** 1 1/16 X 1 5/8 **FJP**



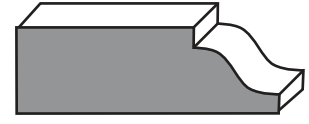
**RE STOP**

**MC878** 7/16 X 1 1/8 **FJP**

**MC874** 7/16 X 1 1/4 **FJP**

**MC876** 7/16 X 1 3/8 **FJP, SP, VG FIR,**  
**POP, NRO, MP, ALD**

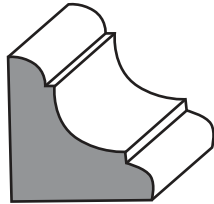
**MC875** 7/16 X 1 5/8 **FJP**



**OGEE STOP**

**MC916** 7/16 X 1 3/8 **FJP, SP, NRO**

**ST004** 1/2 X 1 7/8 **FJP**



**DARRELL COVE**

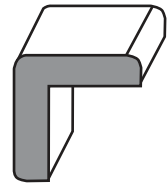
**MC094** 1/2 X 1/2 **POP**

**MC095** 3/4 X 3/4 **POP**



**GLASS BEAD**

**MC092** 3/8 X 3/8 **POP**



**OUTSIDE CORNER**

**MC206** 3/4 X 3/4 **NRO, POP**  
**MP, ALD**

**MC204** 1 5/16 X 1 5/16 **FJP**  
1 1/2 X 1 1/2 **TREATED**



**LATTICE**

**MC268** 9/32 X 1 1/8 **POP**

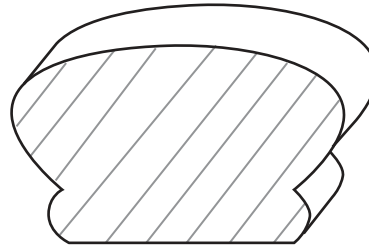
**MC267** 9/32 X 1 3/8 **POP**

**MC256** 9/32 X 1 3/4 **POP**

**MC269** 9/32 X 2 1/2 **POP**

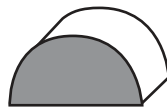
**MC270** 9/32 X 3 1/2 **POP**

**MC271** 9/32 X 4 1/2 **POP**



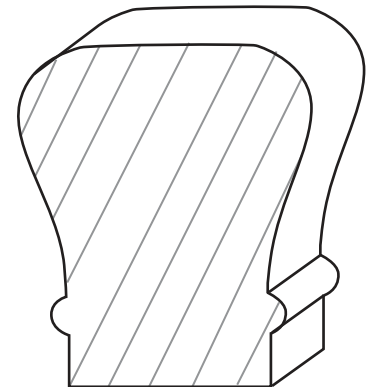
**CASPER HAND RAIL**

**MC506** 1 3/8 X 2 1/4 **FJ**



**HALF ROUND**

**MC127** 3/8 X 3/4 **POP, NRO,**  
**MP, ALD**



**FRANNIE HANDRAIL**

**MC507** 2 1/4 X 2 3/8 **POP, NRO, MP**



**FLAT SCREEN**

**MC142**

1/4 X 3/4 **POP**



**BEADED SCREEN**

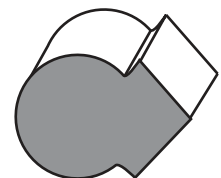
**MC149**

1/4 X 3/4 **SP**



**SCRIBE**

**MC143** 3/16 X 3/4 **POP, MP, NRO, ALD**



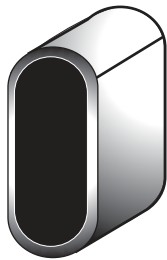
**FALSE BEAM CORNER**

**MC545** 3/4 X 3/4 **POP**

# CLOSET MATERIAL & SHEET STOCK



SIZE:	MDF	MELAMINE SHELVING	MELAMINE PRE-DRILLED SHELVING
1x12	*		
1x12 BULLNOSE	*		
1x12 S4S		*	*
1x16 BULLNOSE	*		
1x16 S4S	*	*	*
1x24 BULLNOSE	*		
1x24 S4S		*	



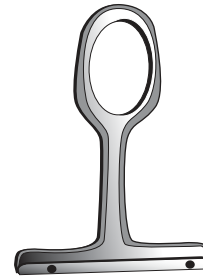
**OVAL CHROME CLOSET POLE**  
MC234 8'  
MC234 12'



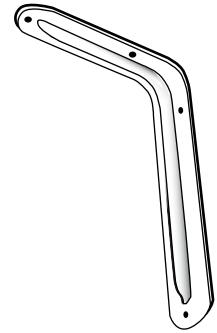
**OVAL CHROME POLE SOCKET**



**OVAL CHROME POLE SOCKET (WITH PEGS)**



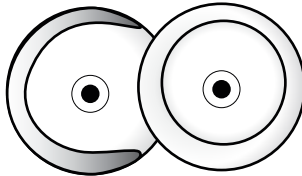
**OVAL CHROME CENTER SUPPORT**



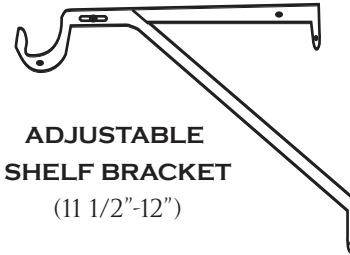
**SHELF SUPPORT WHITE METAL**  
10" & 12"




**CHROME PEGS (5MM)**



**POLE SOCKETS AVAILABLE IN PLASTIC OR WOOD**



**ADJUSTABLE SHELF BRACKET (11 1/2"-12")**



**FULL ROUND MC234 1 5/16 SP, FJ**

SIZE:		MDF	EXTIRA	WHITE OAK	RED OAK	MAPLE	PF MAPLE	BIRCH	PF BIRCH	ALDER	MELAMINE	LUAN
4' x 8'	1/8"	*										*
4' x 8'	1/4"	*		*	*	*	*	*	*	*	*	*
4' x 8'	1/2"	*	*	*	*	*	*	*	*	*		
4' x 8'	5/8"	*						*				
4' x 8'	3/4"	*	*	*	*	*	*	*	*	*	*	
4' x 8'	1"	*										
4' x 8'	1 1/4"	*										
4' x 10'	1/4"	*										
4' x 10'	1/2"	*										
4' x 10'	3/4"	*										

# 1 X, 5/4 X, & 2 X STOCK

## HARDWOODS S4S

NOMINAL SIZES	POPLAR	WHITE OAK	RED OAK	MAPLE	ALDER
1 x 2	*	*	*	*	*
1 x 3	*	*	*	*	*
1 x 4	*	*	*	*	*
1 x 6	*	*	*	*	*
1 x 8	*	*	*	*	* E.G.
1 x 10	*	*	*	*	* E.G.
1 x 12	*	*	*	*	* E.G.
5/4 x 4	*				
5/4 x 6	*				
5/4 x 8	*				
2 x 4	*				

\*\*SOME ALDER MAY BE EDGE GLUED\*\*

**S3S**  
(EASED EDGE)



**S4S**  
(SQUARE EDGE)



**EASED EDGE**  
(ALL 4 SIDES)



NOMINAL SIZES	MDF EASED EDGE	MDF SQUARE EDGE	SOLID PINE SQUARE EDGE	VG FIR EASED EDGE ALL 4 SIDES	INTERIOR PINE PRIMED SQUARE EDGE
1 x 2	*				
1 x 3	*				*
1 x 4	*	*	*	*	*
1 x 6	*	*	*	*	*
1 x 8	*	*	*	*	*
1 x 10	*			*	*
1 x 12	*			*	*
1 x 16		*			
5/4 x 3					
5/4 x 4	*				*
5/4 x 6	*			*	*
5/4 x 8	*				*
5/4 x 12					*
2 x 4				*	
2 x 8	*				
2 x 12	*				

# WINDSOR ONE BOARDS

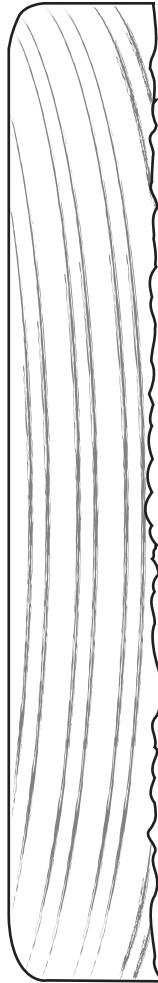


## WINDSOR ONE PROTECTED BOARDS

Protected Boards are made of real wood, finger jointed and coated with three coats of acrylic latex primer. All boards are protected with a 30 year warranty against rot, insects & mold. WindsorONE® Protected Trim Boards can be used for both interior and exterior use. The back of all WindsorONE® Protected Trim Boards contain an ink stamp ("WindsorONE+ Protected" or "WindsorONE Protected") to be easily identified.

### PROTECTED S1S2E

**TRIM BOARDS**  
*reversible rough sawn on one side, smooth on others with eased edges*



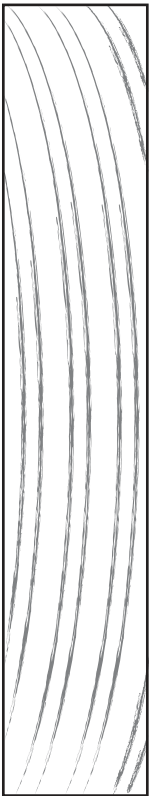
lengths	nominal sizes	net sizes	
			16'
*	1x2	3/4" x 1 1/2"	
*	1x3	3/4" x 2 1/2"	
*	*	1x4	3/4" x 3 1/2"
*	*	1x6	3/4" x 5 1/2"
*	*	1x8	3/4" x 7 1/4"
*	*	1x10	3/4" x 9 1/4"
*	*	1x12	3/4" x 11 1/4"
*		5/4X3	1 1/16" x 2 1/2"
*		5/4x4	1 1/16" x 3 1/2"
*		5/4x6	1 1/16" x 5 1/2"
*		5/4x8	1 1/16" x 7 1/4"
*		5/4x10	1 1/16" x 9 1/4"
*		5/4x12	1 1/16" x 11 1/4"
*		2x2	1 7/16" x 1 7/16"
*	*	2x4	1 7/16" x 3 1/2"
*	*	2x6	1 7/16" x 5 1/2"
*	*	2x8	1 7/16" x 7 1/4"
*	*	2x10	1 7/16" x 9 1/4"
*	*	2x12	1 7/16" x 11 1/4"

37

WINDSOR ONE BOARDS

### PROTECTED S4SSE

**TRIM BOARDS**  
*smooth surface four sides*



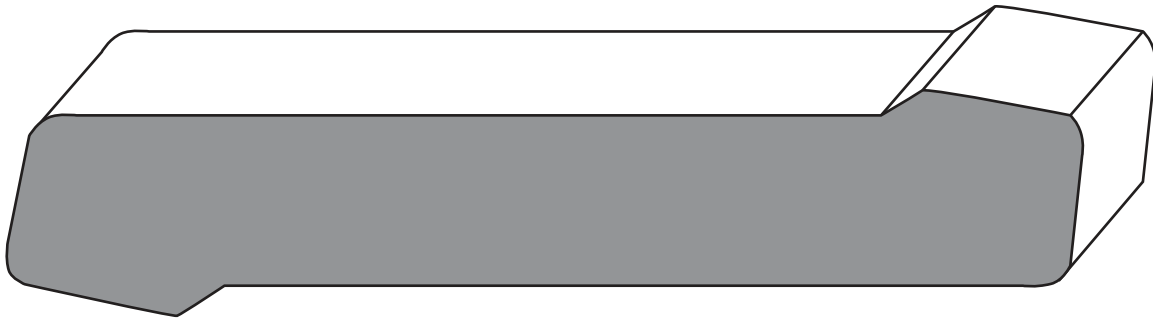
lengths	nominal sizes	net sizes	
			16'
*	1x2	3/4" x 1 1/2"	
*	1x3	3/4" x 2 1/2"	
*	*	1x4	3/4" x 3 1/2"
*	1x5	3/4" x 4 1/2"	
*	*	1x6	3/4" x 5 1/2"
*	*	1x8	3/4" x 7 1/4"
*	*	1x10	3/4" x 9 1/4"
*	*	1x12	3/4" x 11 1/4"
*		5/4X3	1 1/16" x 2 1/2"
*		5/4x4	1 1/16" x 3 1/2"
*		5/4x5	1 1/16" x 4 1/2"
*		5/4x6	1 1/16" x 5 1/2"
*		5/4x8	1 1/16" x 7 1/4"
*		5/4x10	1 1/16" x 9 1/4"
*		5/4x12	1 1/16" x 11 1/4"
*		2x4	1 7/16" x 3 1/2"
*		2x6	1 7/16" x 5 1/2"
*		2x8	1 7/16" x 7 1/4"

### PRIME

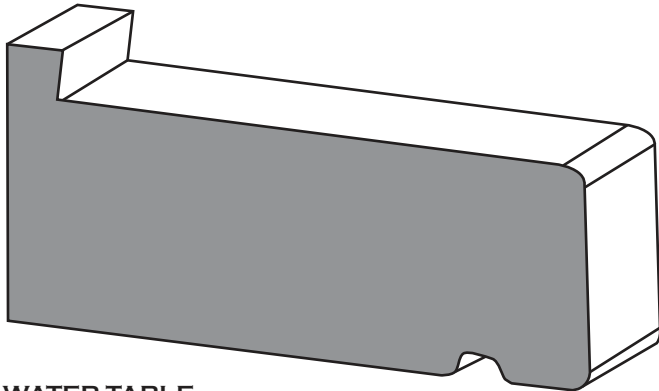
Prime ALL cuts: Even butt joints and miters, unless using exterior grade glue.

For warranty and installation information please visit: [www.WindsorOne.com](http://www.WindsorOne.com)

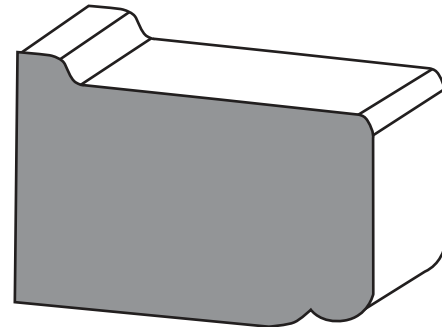
# EXTERIOR MOULDING



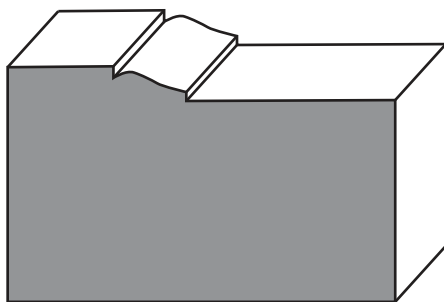
**REVERSIBLE SILL**  
**MC640 2 X 8 (1 3/8 X 7) TREATED**



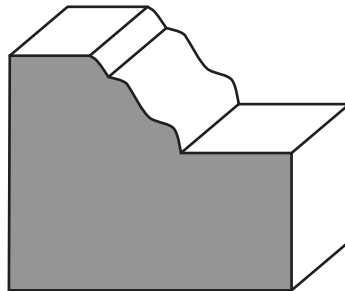
**WATER TABLE**  
**MC634 1 7/16 X 3 1/4 TREATED**



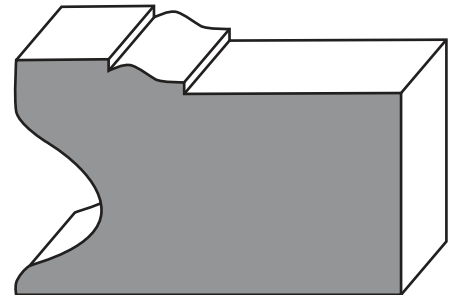
**WATER TABLE**  
**MC 630 1 7/16 X 1 7/8 TREATED**



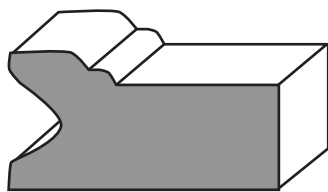
**BRICK MOLD**  
**MC619 1 1/4 X 2 TREATED**



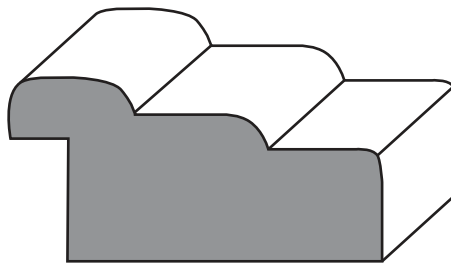
**BRICK MOLD**  
**MC608 1 1/16 X 1 3/8 TREATED**



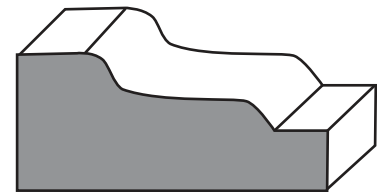
**BRICK MOLD W/ STUCCO KEY**  
**MC600 1 1/4 X 2 TREATED**



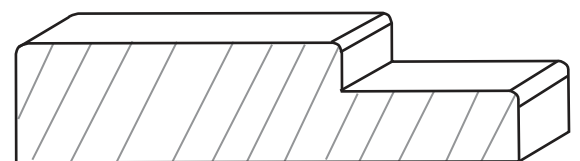
**STUCCO MOLD**  
**MC617 1 3/16 X 1 1/2 TREATED**  
**MC629 1 X 2 1/2 TREATED**



**STEP STUCCO MOLD**  
**MC627 1 1/16 X 1 15/16 TREATED**

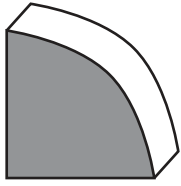


**SHINGLE MOLD**  
**MC615 1 1/16 X 1 5/8 TREATED**

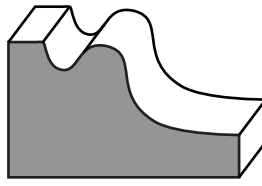


**FRAMESTOCK**  
**MC315 1 1/4 X 5 1/4 FJP**  
**MC316 1 1/4 X 7 1/4 FJP**

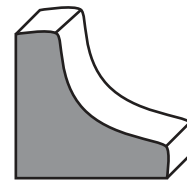
# EXTERIOR MOULDING



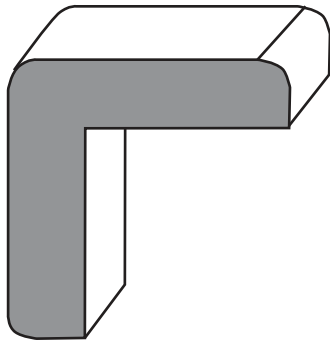
**QUARTER ROUND**  
**MC105** 3/4 X 3/4 TREATED  
**MC128** 1 X 1 WRC



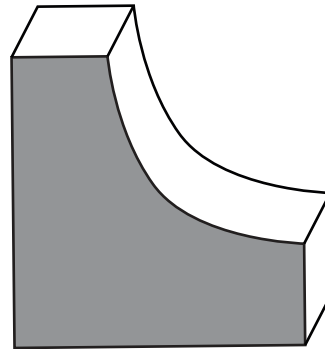
**BARRON**  
**MC147** 5/8 X 1 1/4 WRC



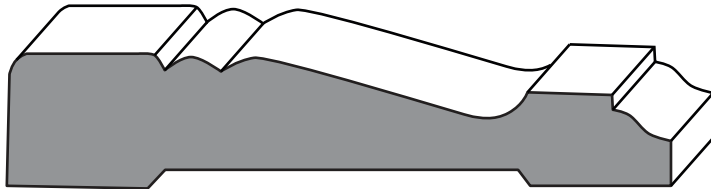
**COVE**  
**MC093** 3/4 X 3/4 TREATED



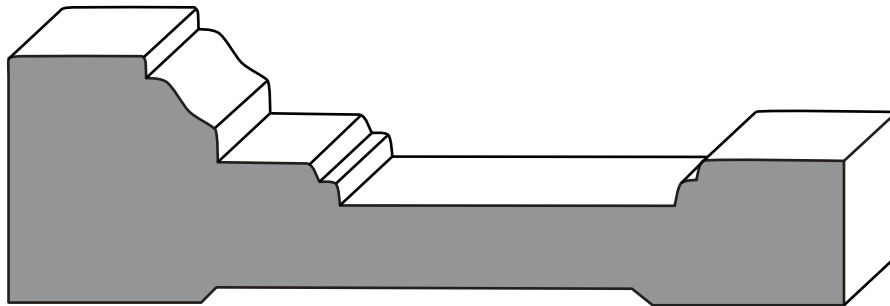
**OUTSIDE CORNER**  
**MC204**  
1 1/2 X 1 1/2 TREATED



**COVE**  
**MC097** 1 1/2 X 1 1/2 WRC

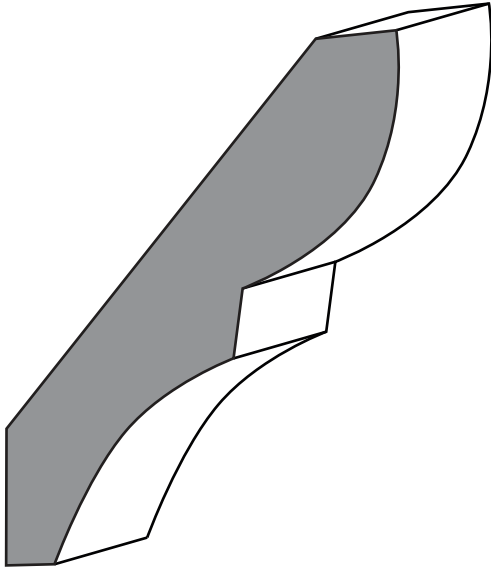


**CAROLINA CASING**  
**MC386** 1 1/16 X 3 7/16 WRC

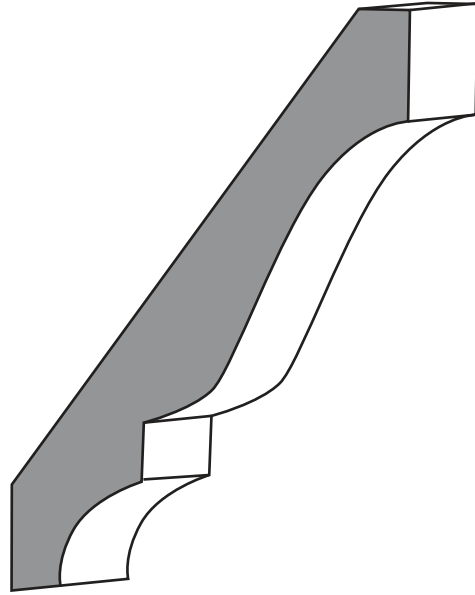


**HOWE CASING**  
**MC382** 1 9/32 X 4 21/64 WRC

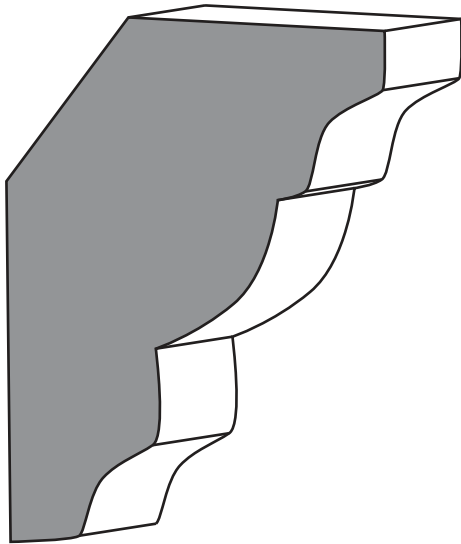
# EXTERIOR MOULDING



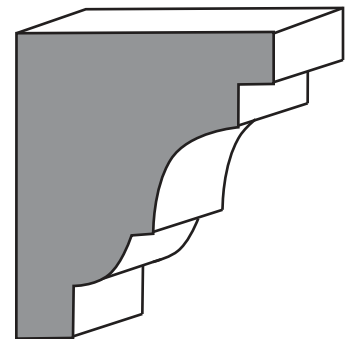
**BED MOLD**  
**MC283** 5/8 X 2 1/4 **WRC**  
**MC284** 11/16 X 3 3/8 **WRC**



**COLONIAL**  
**MC050** 5/8 X 3 5/8 **TREATED**  
**MC285** 9/16 X 4 1/4 **WRC**  
**MC287** 5/8 X 5 1/4 **WRC**



**GUTTER MOLD**  
**MC564** 1 3/8 X 3 5/16 **TREATED**



**NORA**  
**MC150** 1 1/4 X 1 1/2 **TREATED**

# EXTERIOR SIDINGS



www.kelleher.com

**ADVANTAGE PLUS™**

**TREATED PRIMED PINE**



Rating

California Fire Rated

Fingerjoint Strength

Renewable Resource

Non Corrosive

Double Coat

Insect & Rot Resistant



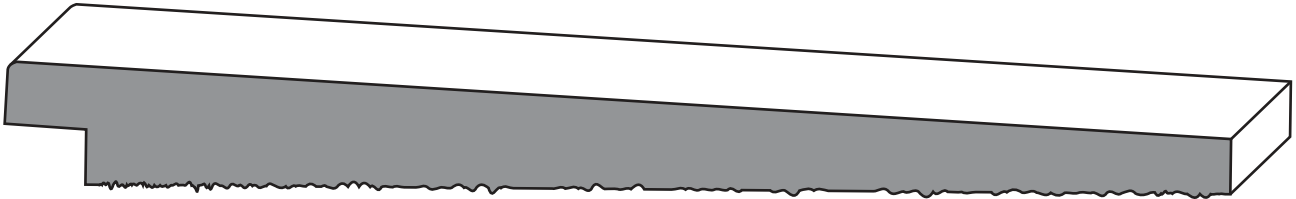
**V RUSTIC SIDING**

- 1 X 6** 3/4 X 5 1/2 **ADVANTAGE PLUS** 16' & 20'
- 1 X 8** 3/4 X 7 1/2 **ADVANTAGE PLUS** 16' & 20'
- 1 X 10** 3/4 X 9 1/2 **ADVANTAGE PLUS** 16' & 20'



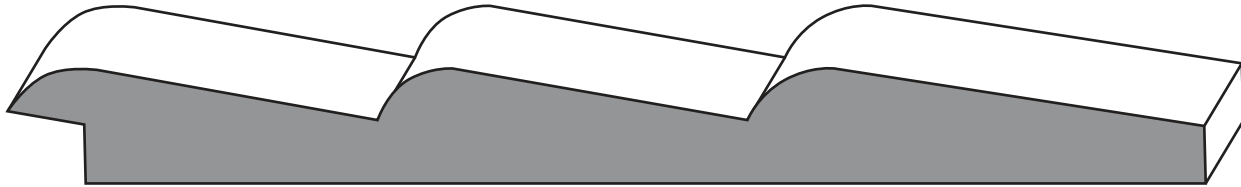
**COVE SHIPLAP SIDING**

- 1 X 8** 3/4 X 7 1/2 **ADVANTAGE PLUS** 16'
- 1 X 10** 3/4 X 9 1/2 **ADVANTAGE PLUS** 16'




**RAB SMOOTH FACE R/S BACK SIDING**

- 1 X 6** 3/4 X 5 1/2 **ADVANTAGE PLUS** 20'
- 1 X 8** 3/4 X 7 1/2 **ADVANTAGE PLUS** 20'



**2 LAP & 3 LAP SIDING**


- 2 LAP 1 X 6** 3/4 X 5 1/2 **ADVANTAGE PLUS** 16'
- 3 LAP 1 X 8** 3/4 X 7 1/2 **ADVANTAGE PLUS** 16'
- 3 LAP 1 X 10** 3/4 X 9 1/2 **ADVANTAGE PLUS** 16'



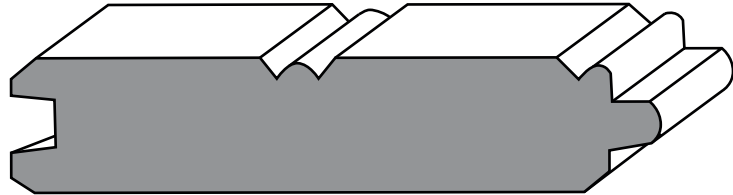
**BEVELED CHANNEL SIDING**

- 1 X 8** 3/4 X 7 1/2 **ADVANTAGE PLUS** 16'
- 1 X 10** 3/4 X 9 1/2 **ADVANTAGE PLUS** 16'

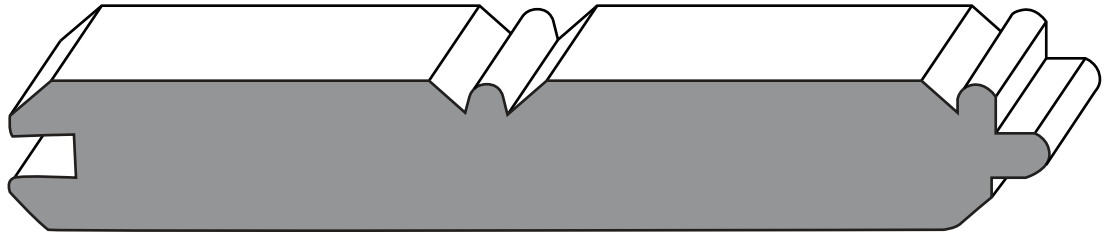
# KNOTTY ALDER



**ROUND EDGE CASING**  
**MC436** 3/4 X 3 1/2 **KNOTTY ALDER**



**1X4 T&G BEADED** 3/4 X 3 1/8 **KNOTTY ALDER**




**1X6 T&G BEADED CEILING (REVERSIBLE)** 3/4 X 5 3/8 **KNOTTY ALDER**

**ROUND EDGE BASE**  
**MC510** 1/2 X 5 1/2 **KNOTTY ALDER**  
**MC508** 1/2 X 4 1/2 **KNOTTY ALDER**

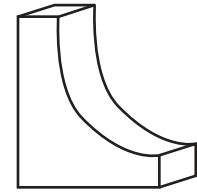
<b>KNOTTY ALDER S4S</b>	nominal sizes	net sizes
	<b>1x3</b>	3/4" X 2 1/2"
	<b>1x4</b>	3/4" X 3 1/2"
	<b>1x6</b>	3/4" X 5 1/2"
	<b>1x8</b>	3/4" X 7 1/4" * E.G.
	<b>1x10</b>	3/4" X 9 1/4" * E.G.
	<b>1x12</b>	3/4" X 11 1/4" * E.G.
	<b>5/4X4</b>	1" X 3 1/2"
	<b>5/4X6</b>	1" X 5 1/2"

\*\*SOME ALDER MAY BE EDGE GLUED\*\*


# GREEK REVIVAL COLLECTION




**OAKLEY WINDOW STOOL**  
**WS001**  
1 1/16 X 4 1/2 **FJP**



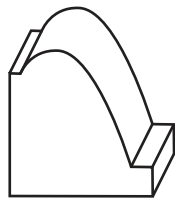
**COVE**  
**CV001**  
3/4 X 7/8 **FJP**



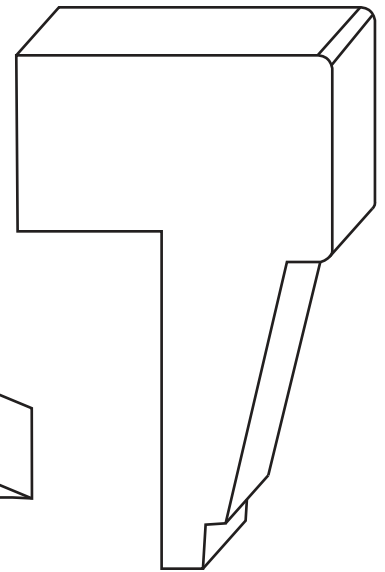
**SINGLE BEAD CASING**  
**CS007**  
3/4 X 3 1/2 **FJP**



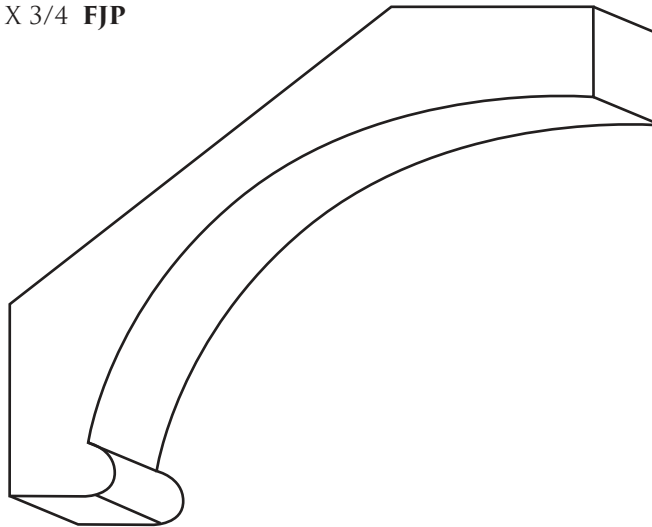
**RUSSELL BASE**  
**BM002**  
3/4 X 5 1/2 **FJP**



**ELLEN BACK BAND**  
**BB002**  
3/4 X 3/4 **FJP**




**DOUGLAS CHAIR RAIL**  
**WC006**  
1 5/8 X 2 5/8 **FJP**




**JAKE CROWN**  
**CM004**  
1 1/16 X 4 **FJP**

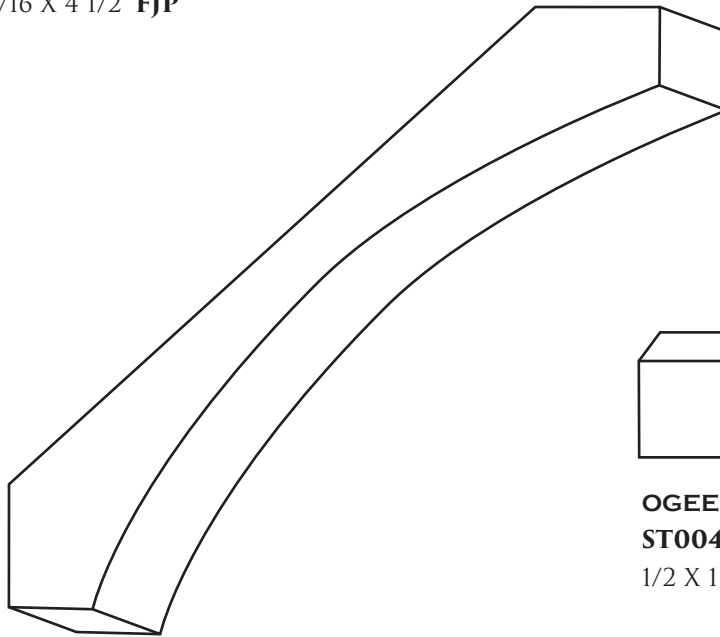
# COLONIAL REVIVAL COLLECTION




**REAGAN BASE**  
**BM004**  
3/4 X 7 1/4 **FJP**



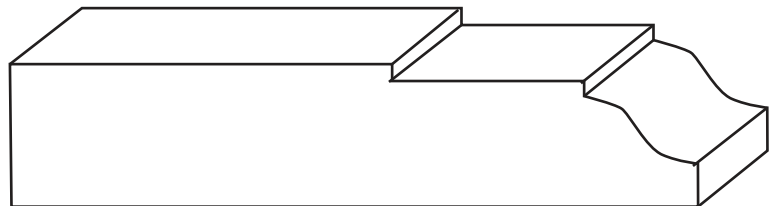
**OAKLEY**  
**WINDOW STOOL**  
**WS001**  
1 1/16 X 4 1/2 **FJP**



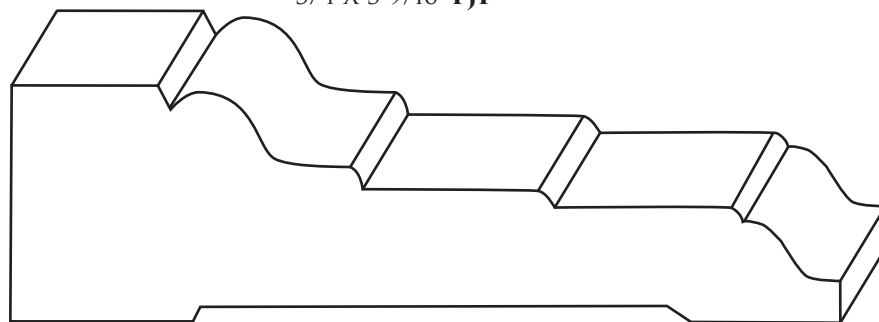
**REID CROWN**  
**CM006**  
3/4 X 4 9/16 **FJP**



**OGEE STOP**  
**ST004**  
1/2 X 1 7/8 **FJP**



**SUSAN CASING**  
**CS006**  
3/4 X 3 9/16 **FJP**




**LUCY CASING**  
**CS005**  
1 1/4 X 4 3/8 **FJP**

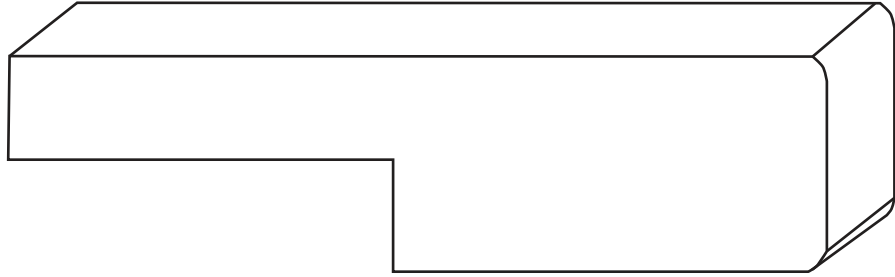
CLASSICAL CRAFTSMAN COLLECTION

45


CLASSICAL CRAFTSMAN




**SAMUEL BASE**  
**BM003**  
3/4 X 7 1/4 **FJP**



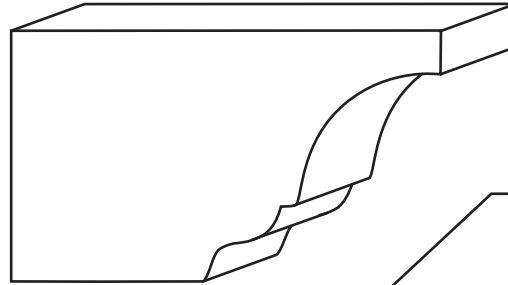
**TUCKER WINDOW STOOL**  
**WS002** 1 1/16 X 4 1/4 **FJP**



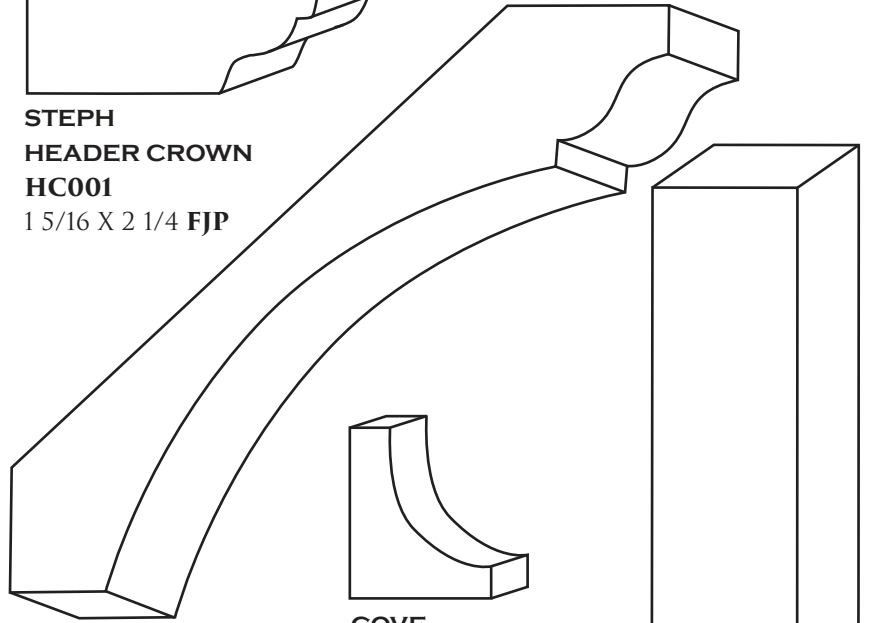
**ROUND EDGE CASING**  
**CS003**  
3/4 X 4 1/4 **FJP**



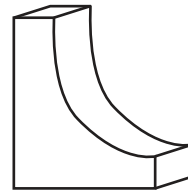
**MARTINEZ PLINTH**  
**PB001** 1 3/8 X 4 1/2 X 8  
**FJP**




**STEPH**  
**HEADER CROWN**  
**HC001**  
1 5/16 X 2 1/4 **FJP**




**OGEE CROWN**  
**CM005**  
3/4 X 4 9/16 **FJP**



**COVE**  
**CV001**  
3/4 X 7/8 **FJP**

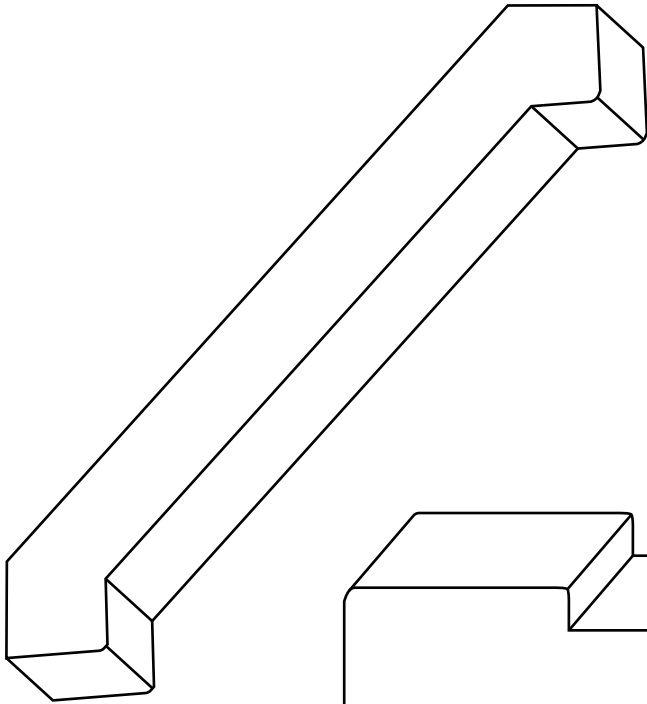


**ARDITH LINTEL**  
**ST001**  
7/16 X 1 1/16 **FJP**

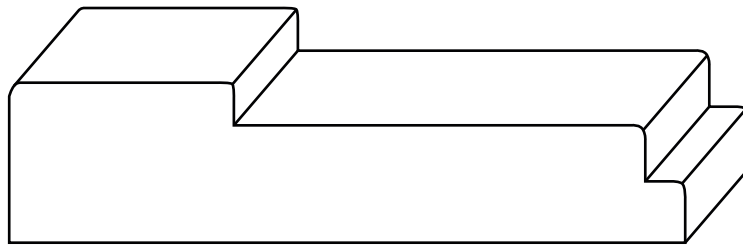


**BOSS CASING**  
**CS004**  
3/4 X 3 9/16 **FJP**


# DAVIS COLLECTION



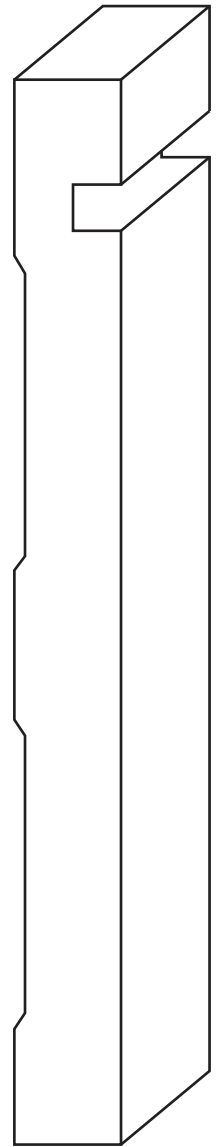
**SHAKER CROWN**  
**MC367** 3/4 X 4 1/2 **MDF, POP**



**DAVIS CASING**  
**MC208** 7/8 X 3 1/2 **MDF**

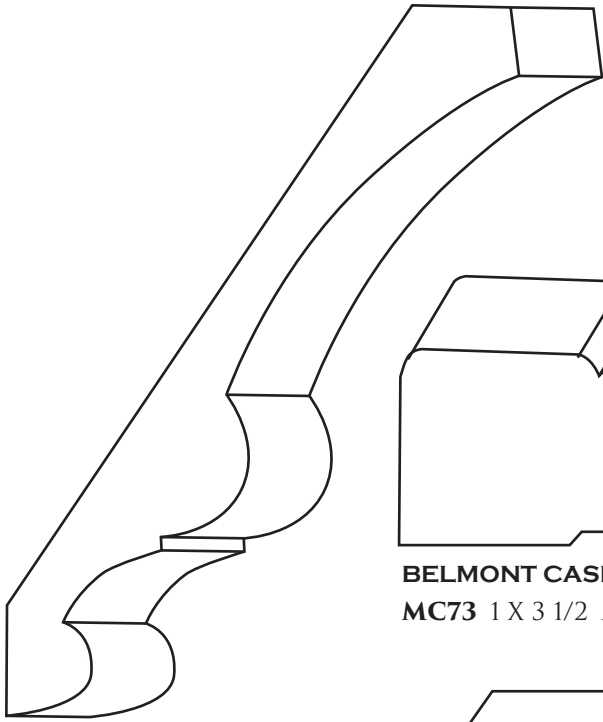


**5/4 X 6 (1 X 5 1/2) MDF (SILL)**

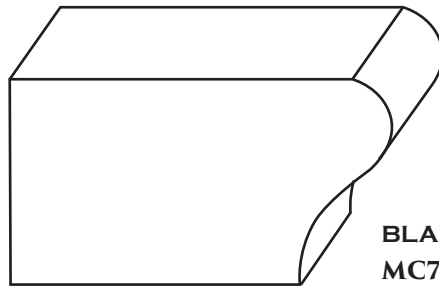
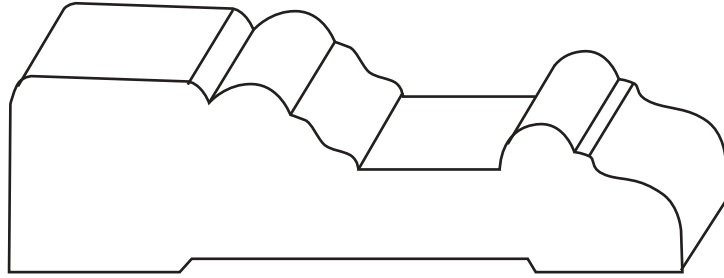


**MENLO**  
**MC202** 9/16 X 5 1/2  
**FJP, MDF**

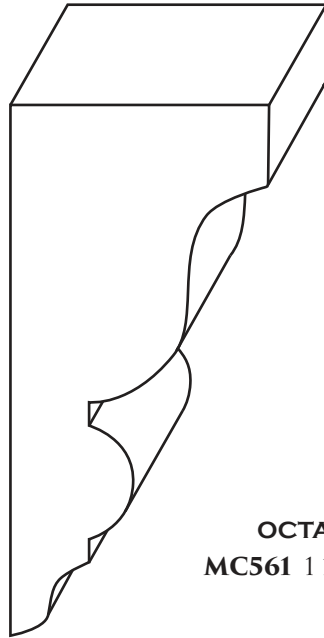
# BELMONT COLLECTION



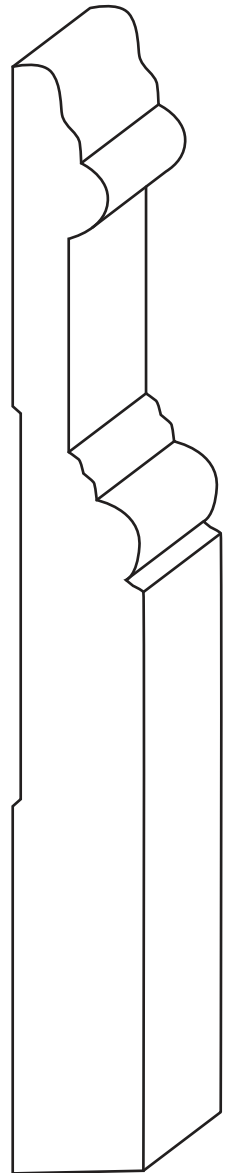
**BELMONT CASING**  
MC73 1 X 3 1/2 MDF



**BLANCHE NOSING**  
MC702 1 1/16 X 2 FJP



**OCTANE APRON**  
MC561 1 1/4 X 2 3/4 MDF



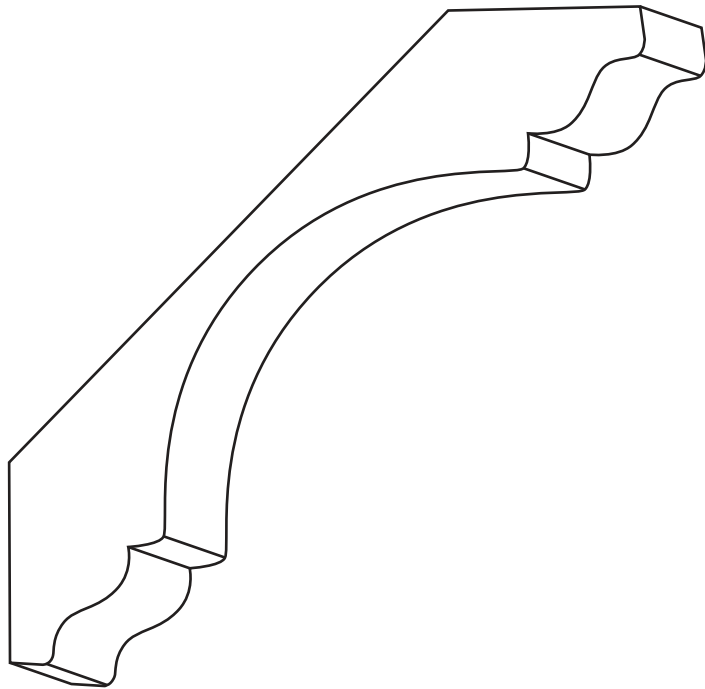
**SANTA CLARA BASE**  
MC85 1 1/16 X 5 3/4 MDF

47

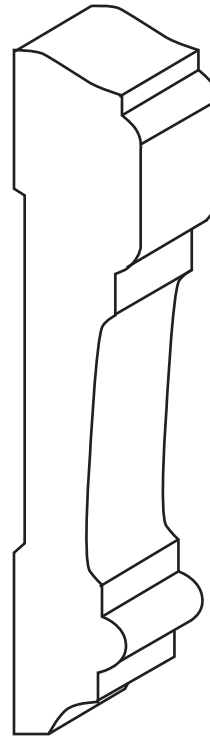
**SINGLE BEAD CROWN**  
MC006 1 1/16 X 4 5/8 FJP, MDF

B  
E  
L  
M  
O  
N  
T

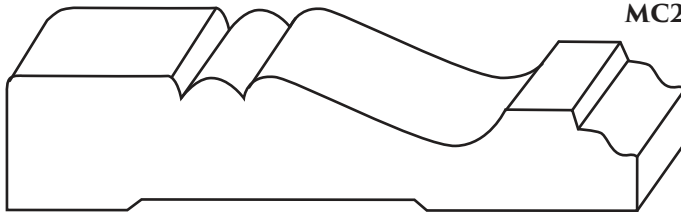
# CAROLINA COLLECTION



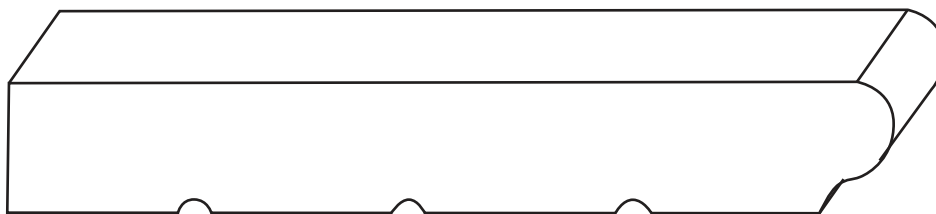
**REGAL CROWN**  
**MC41** 7/8 X 4 3/4 **MDF**



**MONTEREY CHAIR RAIL**  
**MC298** 5/8 X 3 1/2 **FJP**



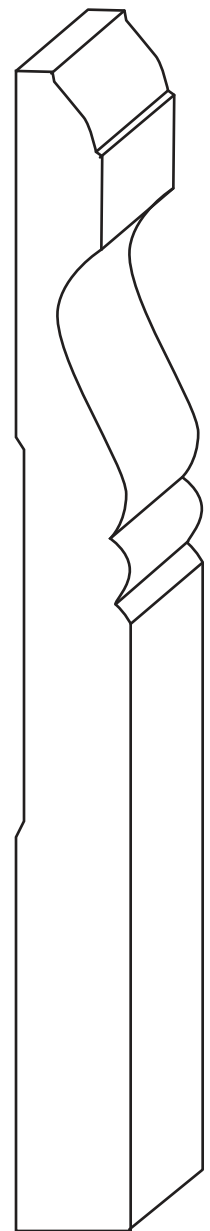
**CAROLINA CASING**  
**MC386** 11/16 X 3 1/4 **FJP, MDF**



**STOOL**  
**MC376** 11/16 X 5 1/4 **FJP, MDF**

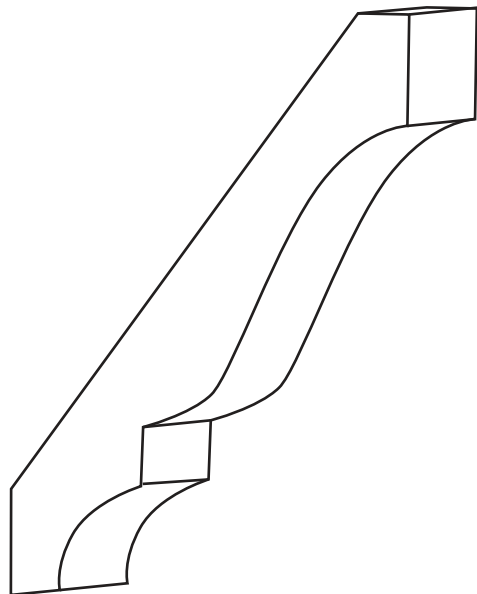


**BEADED APRON**  
**MC738** 5/8 X 2 1/4  
**FJP**



**CAROLINA BASE**  
**MC84** 5/8 X 6 **MDF**

COLONIAL COLLECTION



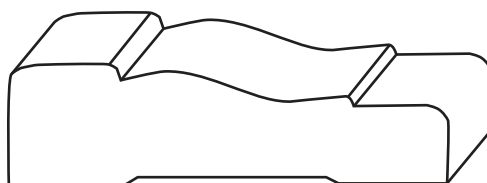
**COLONIAL CROWN**  
**MC050** 9/16 X 3 5/8 FJP, MDF



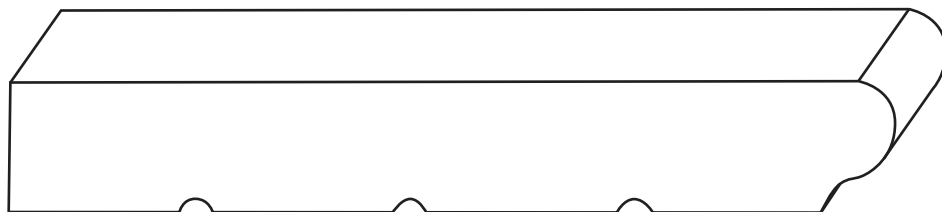
**SPOKANE CHAIR RAIL**  
**MC390** 11/16 X 2 5/8 FJP

49

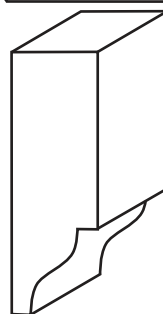
C  
O  
L  
O  
N  
I  
A  
L




**COLONIAL CASING**  
**MC356** 5/8 X 2 1/4 FJP, MDF



**STOOL**  
**MC376** 11/16 X 5 1/4 FJP, MDF

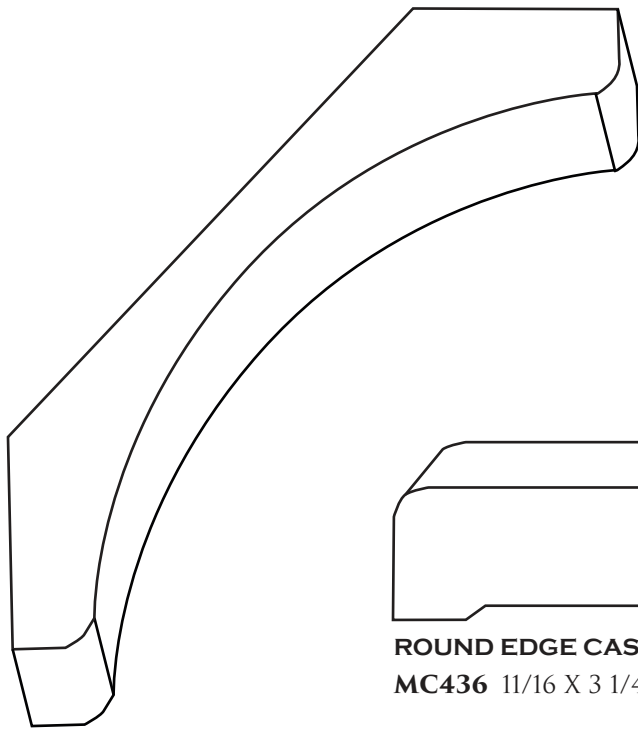


**OGEE APRON**  
**MC916** 7/16 X 1 3/8 FJP




**CORONADO BASE**  
**MC620** 9/16 X 4 1/4 FJP, MDF


# CRAFTSMAN COLLECTION



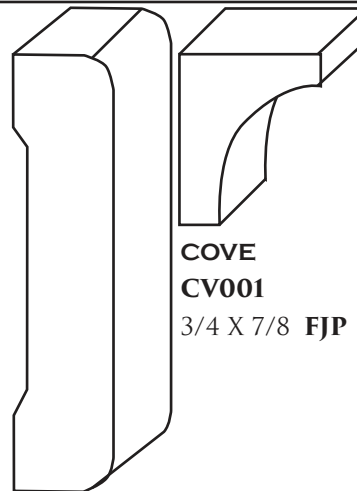
**COVE CROWN**  
**MC362** 1 X 4 1/2 **MDF, FJP**



**ROUND EDGE CASING**  
**MC436** 1 1/16 X 3 1/4 **MDF**




**5/4 X 6 (1 X 5 1/2) MDF (SILL)**



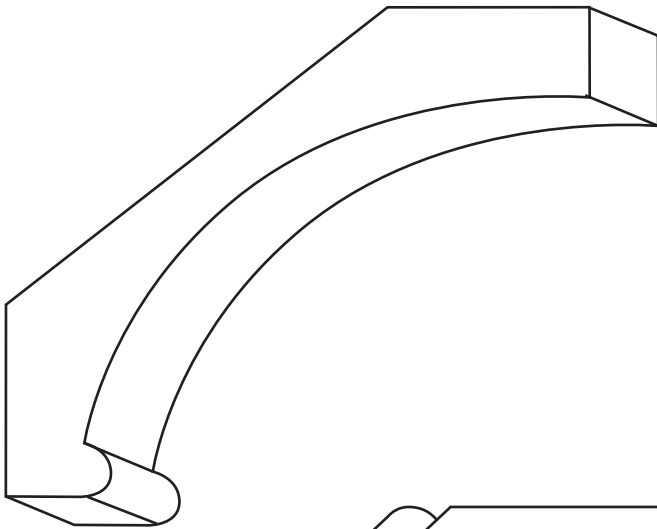
**COVE**  
**CV001**  
3/4 X 7/8 **FJP**

**ROUND EDGE APRON**  
**MC453** 9/16 X 2 1/4 **FJP, MDF**

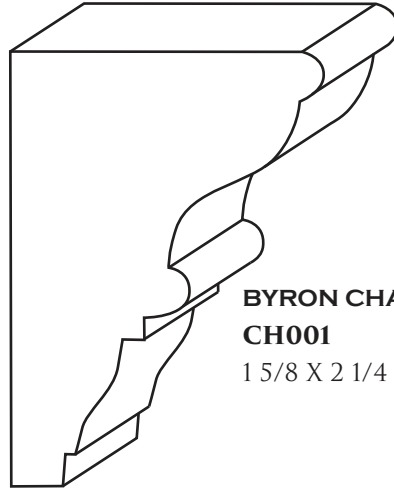


**ROUND EDGE BASE**  
**MC510** 1/2 X 5 1/2  
**FJP, MDF**


# MARIN COLLECTION




**JAKE CROWN**  
**CM004**  
1 1/16 X 4 **FJP**



**BYRON CHAIR RAIL**  
**CH001**  
1 5/8 X 2 1/4 **FJP**



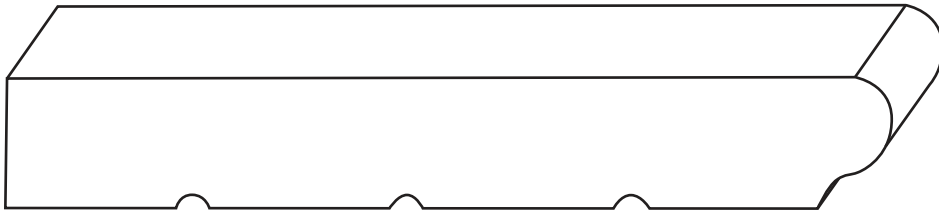
**DOUBLE BEAD CASING**  
**CS010** 3/4 X 3 1/2 **FJP**




**RUSSELL**  
**BM002** 3/4 X 5 1/2 **FJP**

51

M  
A  
R  
I  
N

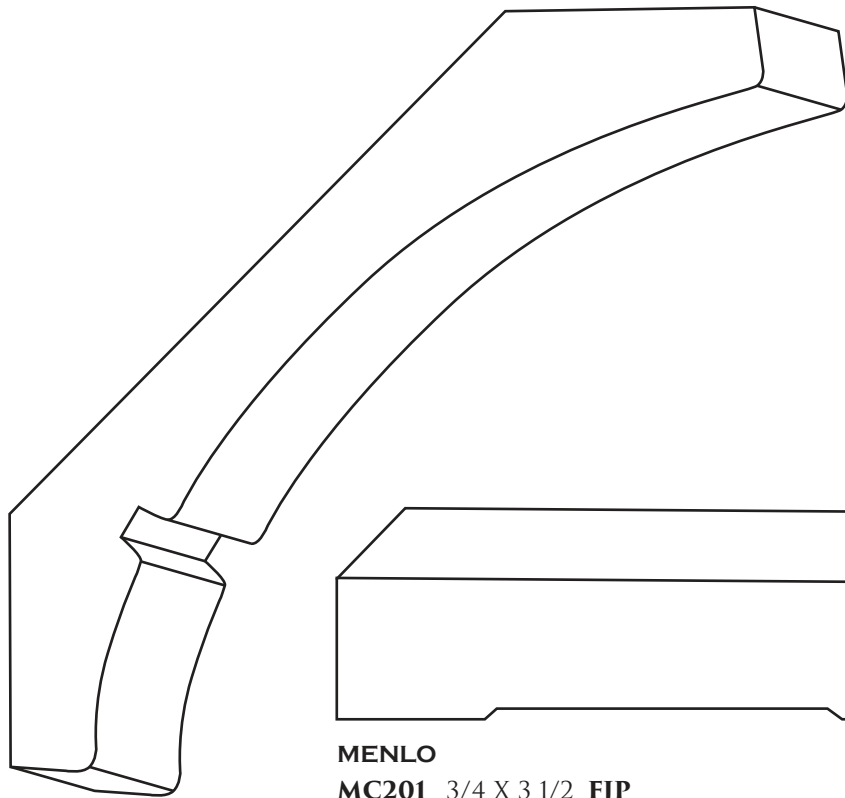


**STOOL**  
**MC376** 1 1/16 X 5 1/4 **FJP, MDF**

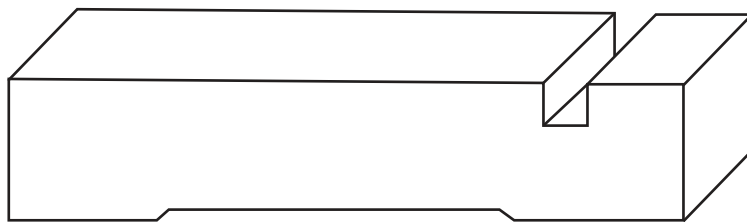


**SINGLE BEAD APRON**  
**CS007** 3/4 X 3 1/2 **FJP**


# MENLO COLLECTION



**MENLO  
MC210** 1 1/4 X 5 1/2 **MDF**



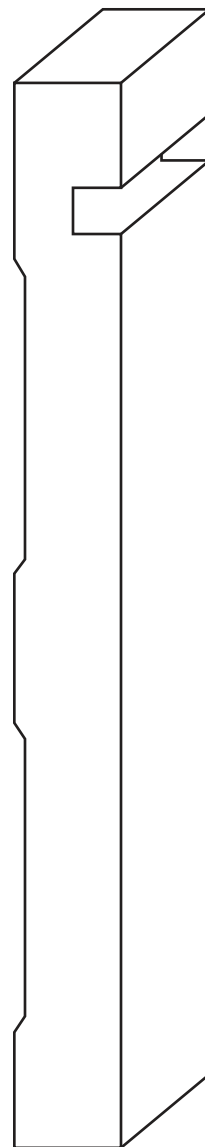
**MENLO  
MC201** 3/4 X 3 1/2 **FJP**



**5/4 X 6 S4S** (1 1/16 X 5 1/2) **FJP (SILL)**



**OGEE APRON  
ST004**  
1/2 X 1 7/8 **FJP**

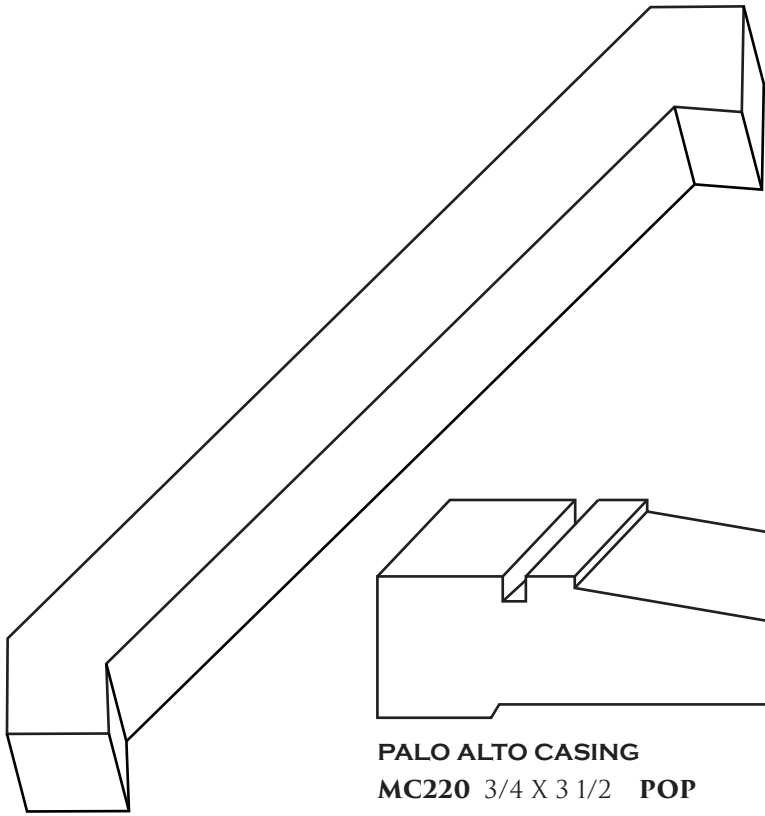


**MENLO  
MC202** 9/16 X 5 1/2  
**FJP, MDF**

**PALO ALTO COLLECTION**


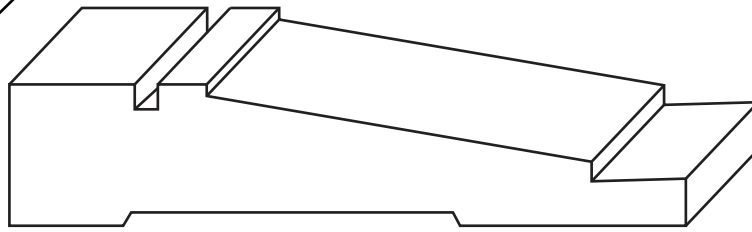
53

**P  
A  
L  
O  
A  
L  
T  
O**

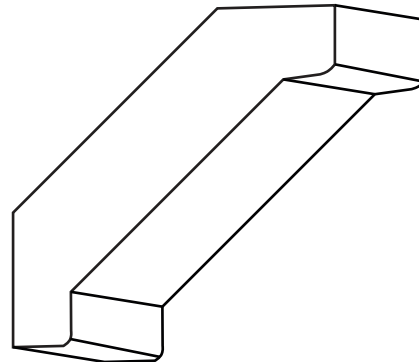


**PALO ALTO CASING**  
**MC220 3/4 X 3 1/2 POP**

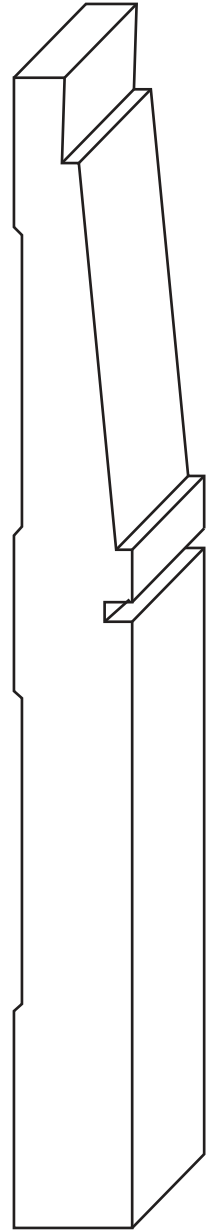
**SHAKER CROWN**  
**MC368 3/4 X 5 1/4 POP, MDF**



**5/4 X 6 S4S (1 1/16 X 5 1/2) FJP (SILL)**

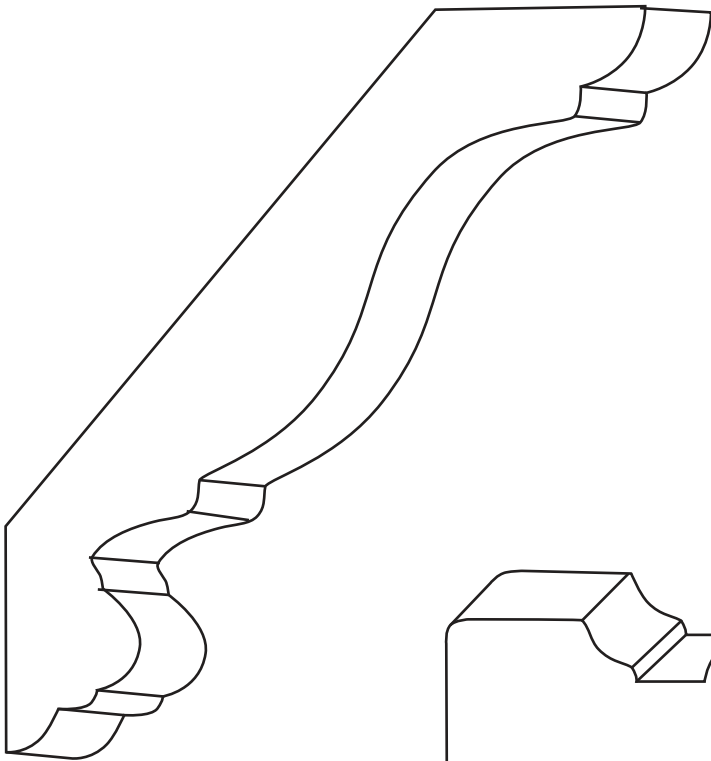


**SHAKER APRON**  
**MC365 1 1/16 X 2 3/8 FJP**

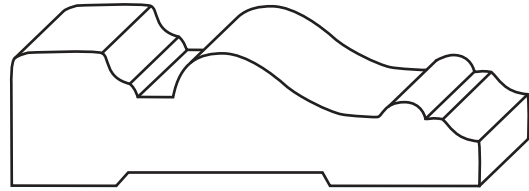


**PALO ALTO BASE**  
**MC221 5/8 X 6 POP**

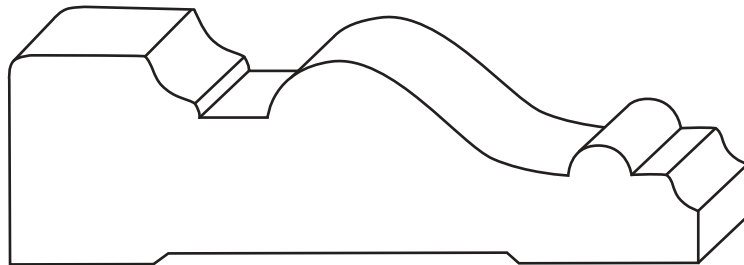
# SANTA FE COLLECTION




**NORMAN CROWN**  
**MC651** 1 X 5 1/8 **MDF**



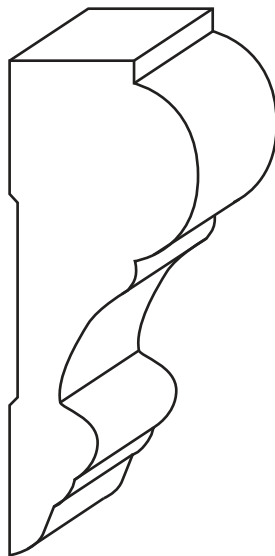
**SANTA FE CASING**  
**MC008** 1 1/16 X 2 7/16 **FJP, MDF**




**SANTA FE CASING**  
**MC393** 1 1/16 X 3 1/2 **FJP, MDF**



**OAKLEY WINDOW STOOL**  
**WS001**  
1 1/16 X 4 1/2 **FJP**

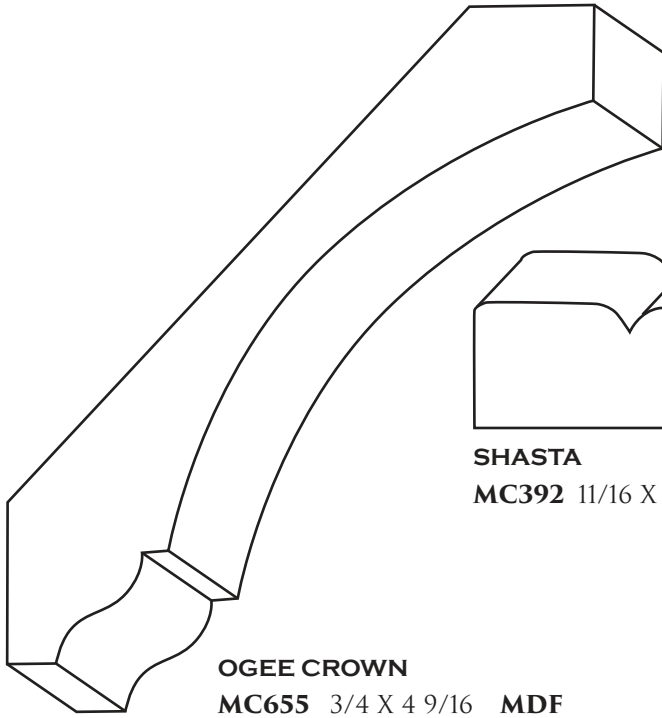


**LANCASTER APRON**  
**MC35** 1 X 2 1/2 **MDF**

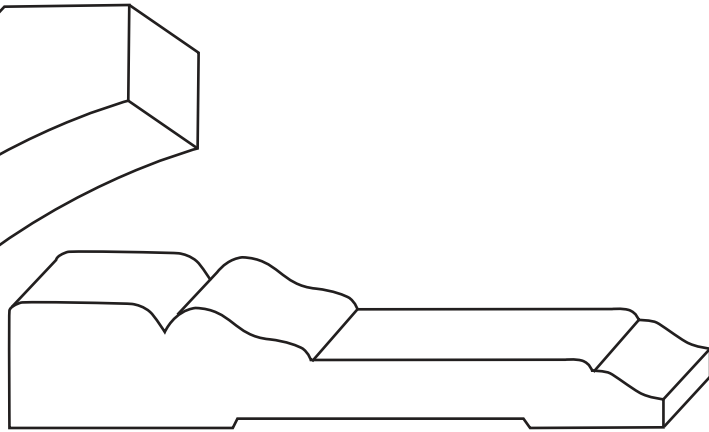


**SANTA FE BASE**  
**MC009** 9/16 X 5 7/16 **FJP, MDF**

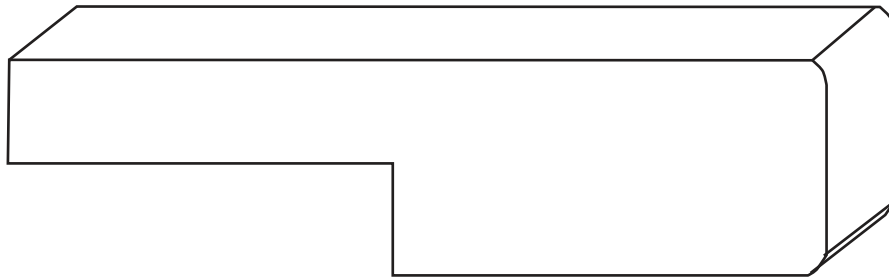
# VINTAGE COLLECTION



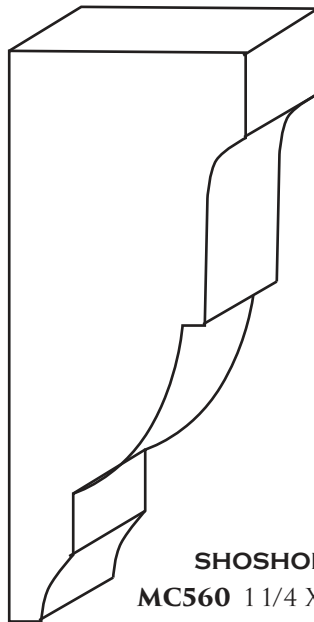
**OGEE CROWN**  
**MC655** 3/4 X 4 9/16 **MDF**  
**CM005** 3/4 X 4 9/16 **FJP**




**SHASTA**  
**MC392** 1 1/16 X 3 7/16 **FJP**



**TUCKER WINDOW STOOL**  
**WS002** 1 1/16 X 4 1/4 **FJP**



**SHOSHONE**  
**MC560** 1 1/4 X 3 **MDF**

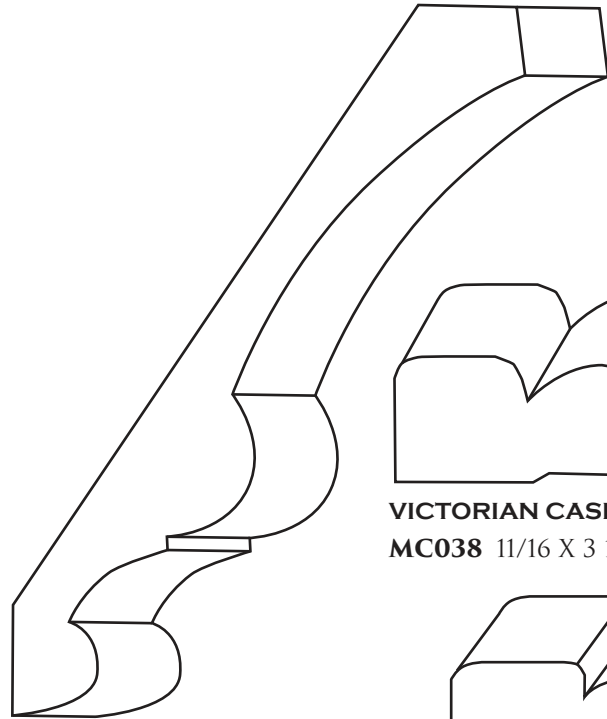


**VINTAGE BASE**  
**MC26**  
5/8 X 5 1/4 **MDF, FJP**

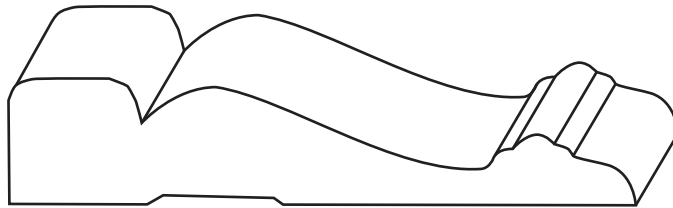
55

V  
I  
N  
T  
A  
G  
E

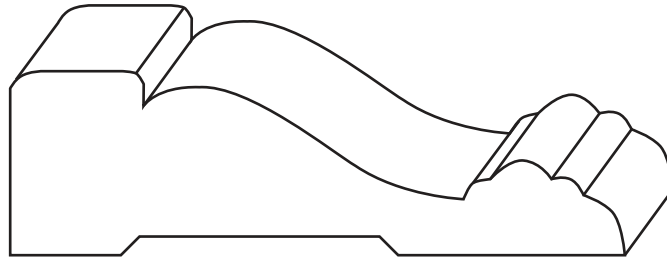
# VICTORIAN COLLECTION



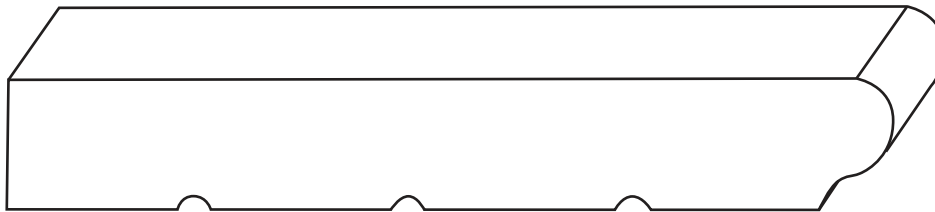
**SINGLE BEAD CROWN**  
**MC006** 11/16 X 4 5/8 **FJP, MDF**




**VICTORIAN CASING**  
**MC038** 11/16 X 3 1/4 **FJP**



**49ER CASING**  
**MC49** 1 X 3 1/4 **FJP, MDF**



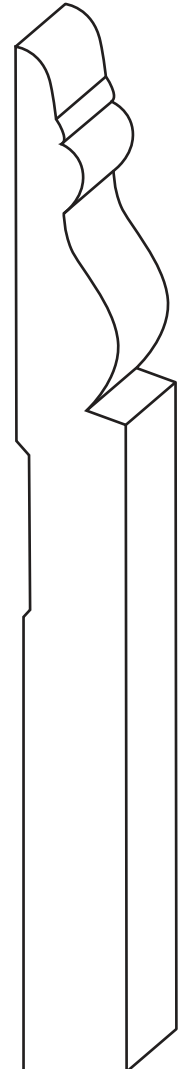
**STOOL**  
**MC376** 11/16 X 5 1/4 **FJP, MDF**



**VICTORIAN APRON**  
**MC037** 3/4 X 2 1/2 **FJP**



**CARMEL CHAIR RAIL**  
**MC297** 11/16 X 3 **FJP**



**VICTORIAN BASE**  
**MC029** 9/16 X 5 1/4 **MDF**

# INDEX

57

INDEX

PRODUCTS:	PAGES	PRODUCTS:	PAGES	PRODUCTS:	PAGES
1 X's .....	36,37	CM002.....	24	MC034.....	3
1X4 BEADED CEILING.....	26	CM003.....	24	MC037.....	1,56
1X4 T&G BEADED.....	42	CM004.....	24,43,51	MC038.....	1,56
1X5 T&G V-GROOVE.....	42	CM006.....	24,44	MC039.....	4
1X6 2 LAP SIDING.....	41	CM005.....	22,45,55	MC042.....	9
1X6 BEADED CEILING.....	26,42	CS001.....	6	MC045.....	3
1X6 NICKEL GAP.....	26	CS003.....	1,45	MC048.....	18
1X6 RAB/SMOOTH SIDING.....	41	CS004.....	6,45	MC050.....	18,40,49
1X6 SQUARE EDGE SHIPLAP.....	26	CS005.....	6,44	MC052.....	18
1X6 T&G PLANTATION.....	26	CS006.....	6,44	MC055.....	22
1X6 T&G V-GROOVE .....	26	CS007.....	6,43,51	MC068.....	18
1X6 V-RUSTIC MDF.....	26	CS008.....	6	MC091.....	34
1X6 V-RUSTIC SIDING (EXT.).....	41	CS009.....	6	MC092.....	34
1X8 3 LAP SIDING.....	41	CS010.....	6,51	MC093.....	33,34,39
1X8 BEVEL CHANNEL SIDING....	41	CV001.....	34,43,45,50	MC094.....	34
1X8 COVE SHIPLAP SIDING.....	41	HC001.....	25,45	MC095.....	34
1X8 NICKEL GAP.....	26	MC001.....	2	MC097.....	34,39
1X8 RAB/SMOOTH SIDING.....	41	MC003.....	2	MC23.....	8
1X8 T&G REVERSIBLE MDF.....	26	MC004.....	4	MC24.....	8
1X8 SQUARE EDGE SHIPLAP.....	26	MC005.....	22	MC25.....	8
1X8 T&G V-GROOVE.....	26	MC006.....	22,47,56	MC26.....	9,33,55
1X8 V-RUSTIC MDF.....	26	MC007.....	22	MC28.....	9
1X8 V-RUSTIC SIDING (EXT.).....	41	MC008.....	2,54	MC29.....	9
1X10 3 LAP SIDING.....	41	MC009.....	9,54	MC30.....	8
1X10 BEVEL CHANNEL SIDING... 41		MC010.....	9	MC32.....	3
1X10 COVE SHIPLAP SIDING.....	41	MC012.....	22	MC35.....	31,54
1X10 V-RUSTIC SIDING (EXT.)....	41	MC015.....	10	MC36.....	28,31
2X's.....	36,37	MC017.....	18	MC41.....	20,48
4' X 8' BEADED SHEETS.....	29	MC021.....	3	MC43.....	3
4' X 8' SHEETS.....	35	MC022.....	7	MC44.....	20
4' X 10' SHEETS.....	35	MC023.....	7	MC45.....	20
5/4 X's.....	36,37	MC027.....	10	MC46.....	20
BB001.....	7	MC028.....	3	MC47.....	18
BB002.....	7,16,43	MC029.....	10,56	MC48.....	20
BM001.....	15	MC031.....	7	MC49.....	1,56
BM002.....	15,43	MC033.....	7	MC50.....	29
BM003.....	15,45			MC51.....	30
BM004.....	13,44			MC65.....	23
BS001.....	11			MC69.....	4
CH001.....	31,51			MC73.....	3,47
CLOSET MATERIAL.....	35				
CM001.....	24				

# INDEX

## PRODUCTS: PAGES

MC84.....	12,48
MC85.....	12,47
MC86.....	9
MC88.....	10
MC101.....	16
MC103.....	16
MC104.....	21
MC105.....	33,34,39
MC106.....	18
MC107.....	21
MC108.....	34
MC109.....	34
MC110.....	22
MC111.....	22
MC112.....	22
MC113.....	22
MC114.....	31
MC115.....	31
MC116.....	11
MC118.....	8
MC119.....	11
MC120.....	11
MC121.....	11
MC122.....	3
MC123.....	32
MC124.....	2
MC125.....	30,32
MC126.....	11,33
MC127.....	34
MC128.....	34,39
MC130.....	31
MC131.....	31
MC134.....	1
MC135.....	16
MC136.....	1
MC137.....	16
MC138.....	4
MC139.....	16

## PRODUCTS: PAGES

MC140.....	16
MC141.....	16
MC142.....	34
MC143.....	34
MC145.....	27
MC146.....	3
MC147.....	39
MC149.....	34
MC150.....	25,40
MC151.....	17
MC152.....	17
MC153.....	17
MC154.....	17
MC155.....	17
MC158.....	31
MC164.....	11
MC173.....	27
MC194.....	20
MC201.....	5,52
MC202.....	13,46,52
MC203.....	12
MC204.....	34,39
MC206.....	34
MC208.....	5,46
MC210.....	21,52
MC211.....	13
MC212.....	14
MC213.....	14
MC214.....	14
MC215.....	14
MC216.....	11
MC217.....	11
MC218.....	14
MC219.....	12
MC220.....	5,53
MC221.....	13,53
MC223.....	11
MC224.....	11
MC226.....	11
MC227.....	11

## PRODUCTS: PAGES

MC233.....	9
MC234.....	35
MC238.....	34
MC239.....	34
MC240.....	1,33
MC248.....	3
MC249.....	34
MC250.....	3
MC252.....	15
MC254.....	34
MC256.....	34
MC267.....	34
MC268.....	34
MC269.....	34
MC270.....	34
MC271.....	34
MC276.....	21
MC279.....	4
MC283.....	40
MC284.....	40
MC285.....	18,33,39
MC287.....	18,39
MC288.....	18
MC292.....	30
MC293.....	30
MC297.....	31,56
MC298.....	31,48
MC299.....	14
MC300.....	18
MC302.....	18
MC304.....	18
MC308.....	28
MC309.....	28
MC310.....	28
MC312.....	28
MC315.....	38
MC316.....	38
MC317.....	19
MC318.....	19

# INDEX

**PRODUCTS: PAGES**

MC319..... 19  
 MC320..... 19  
 MC321..... 13  
 MC322..... 1  
 MC323..... 1  
 MC324..... 1  
 MC325..... 1  
 MC326..... 25  
 MC333..... 1  
 MC355..... 1  
 MC356..... 1,49  
 MC360..... 21  
 MC361..... 21  
 MC362..... 21,50  
 MC363..... 21  
 MC364..... 21  
 MC365..... 18,53  
 MC366..... 18  
 MC367..... 18,46  
 MC368..... 18,52  
 MC369..... 21  
 MC374..... 28  
 MC375..... 28  
 MC376..... 28,48,49,51,56  
 MC377..... 28  
 MC378..... 28  
 MC379..... 28  
 MC380..... 5  
 MC381..... 5  
 MC382..... 2,33,39  
 MC383..... 2  
 MC384..... 2  
 MC385..... 3  
 MC386..... 1,39,48  
 MC387..... 2  
 MC388..... 1  
 MC389..... 3  
 MC390..... 21,49  
 MC391..... 31  
 MC392..... 2,55

**PRODUCTS: PAGES**

MC393..... 2,54  
 MC394..... 2  
 MC395..... 2  
 MC396..... 33  
 MC397..... 2  
 MC398..... 2  
 MC399..... 31  
 MC400..... 28  
 MC410..... 12  
 MC416..... 12  
 MC433..... 1  
 MC434..... 1,33  
 MC436..... 1,42,50  
 MC444..... 1,33  
 MC452..... 1  
 MC453..... 1,50  
 MC502..... 9  
 MC503..... 9  
 MC506..... 34  
 MC507..... 34  
 MC508..... 10,42,33  
 MC509..... 10  
 MC510..... 10,42,50  
 MC511..... 10  
 MC512..... 30  
 MC513..... 32  
 MC514..... 30  
 MC515..... 30  
 MC516..... 30  
 MC517..... 30  
 MC518..... 9  
 MC520..... 32  
 MC521..... 32  
 MC522..... 32  
 MC534..... 31  
 MC545..... 34  
 MC551..... 31  
 MC552..... 31  
 MC560..... 25,55  
 MC561..... 25,47

**PRODUCTS: PAGES**

MC564..... 40  
 MC567..... 16  
 MC581..... 27  
 MC582..... 32  
 MC599..... 10  
 MC600..... 38  
 MC608..... 38  
 MC609..... 25  
 MC610..... 21  
 MC611..... 21  
 MC612..... 21  
 MC613..... 23  
 MC614..... 23  
 MC615..... 38  
 MC617..... 38  
 MC618..... 8  
 MC619..... 38  
 MC620..... 8,49  
 MC623..... 8,33  
 MC624..... 8  
 MC627..... 38  
 MC629..... 38  
 MC630..... 38  
 MC634..... 38  
 MC640..... 38  
 MC650..... 22  
 MC651..... 22,54  
 MC655..... 22,55  
 MC656..... 22  
 MC658..... 9  
 MC659..... 15  
 MC660..... 9  
 MC663..... 9  
 MC702..... 28,47  
 MC705..... 19  
 MC706..... 19  
 MC707..... 19

# INDEX

<b>PRODUCTS:</b>	<b>PAGES</b>	<b>PRODUCTS:</b>	<b>PAGES</b>
MC708.....	19	ST001.....	27,45
MC718.....	17	ST004.....	34,44,52
MC719.....	17	WC002.....	32
MC720.....	8	WC003.....	30
MC721.....	8	WC006.....	30,43
MC722.....	29	WS001.....	28,43,44,54
MC723.....	8	WS002.....	28,45,55
MC724.....	8		
MC725.....	29		
MC726.....	9		
MC727.....	9		
MC728.....	29		
MC729.....	8,17		
MC738.....	31,48		
MC739.....	25		
MC740.....	25		
MC747.....	27		
MC750.....	20		
MC874.....	34		
MC875.....	34		
MC876.....	33,34		
MC878.....	34		
MC916.....	34,49		
MC921.....	25		
MELAMINE SHELVING.	35		
PB001.....	7,45		
PLN1.....	7		
PLN2.....	7		
PLN4.....	7		
PLN5.....	7		
PLN5LIN.....	7,14		
PM001.....	27		
ROS1.....	7		
ROS2.....	7		
ROS3.....	7		
ROS4.....	7		
ROS6.....	7		
ROS7.....	7		
SP001.....	16		

## CROWN DIMENSIONS

MC	PROJECTION	DROP	MC	PROJECTION	DROP
005ALD	1 15/16"	2 9/16"	104MDF	4 9/16"	4 5/8"
005FJP	1 15/16"	2 9/16"	106MDF	5 3/16"	5 3/16"
005MDF	1 15/16"	2 9/16"	107MDF	5 3/4"	5 5/8"
005MPL	1 15/16"	2 9/16"	110FJP	2 1/2"	2 1/2"
005NRO	1 15/16"	2 9/16"	110MDF	2 7/16"	2 7/16"
005POP	1 15/16"	2 9/16"	111FJP	3 3/8"	3 3/8"
006ALD	3"	3 5/8"	112ALD	3 3/8"	3 3/8"
006FJP	2 13/16"	3 5/8"	112MDF	3 5/16"	3 5/16"
006MDF	2 7/8"	3 11/16"	112MPL	3 3/8"	3 3/8"
006MPL	3 1/16"	3 5/8"	112NRO	3 3/8"	3 3/8"
006NRO	3"	3 5/8"	112POP	3 3/8"	3 3/8"
006POP	3"	3 5/8"	113MDF	4 11/16"	4 11/16"
007MDF	4 3/4"	4 5/8"	194FJP	3 5/8"	3 5/8"
012MDF	5 1/8"	5 1/8"	210MDF	3 13/16"	3 13/16"
017FJP	4 1/16"	4 7/8"	276FJP	1 3/16"	1 5/16"
017MDF	4"	5"	285ALD	2 5/8"	3 3/8"
048FJP	2 3/4"	3 1/2"	285MDF	2 5/8"	3 3/8"
050FJP	2"	2 11/16"	285MPL	2 5/8"	3 3/8"
050MDF	2 3/16"	2 7/8"	285NRO	2 5/8"	3 3/8"
050SP	2 1/16"	2 7/8"	285POP	2 5/8"	3 3/8"
050TR	2 5/16"	2 7/8"	285VGFIR	2 9/16"	3 3/16"
052ALD	1 3/4"	2 3/16"	287ALD	4"	3 7/8"
052FJP	1 5/8"	2 3/16"	287FJP	3 1/4"	4 1/8"
052MDF	1 11/16"	2 3/16"	287MDF	4"	3 7/8"
052MPL	1 3/4"	2 3/16"	287MPL	4"	3 7/8"
052NRO	1 3/4"	2 3/16"	287NRO	4"	3 7/8"
052POP	1 3/4"	2 3/16"	287POP	4"	3 7/8"
052SP	1 9/16"	2 3/16"	288FJP	3 15/16"	3 15/16"
055FJP	1 3/4"	1 3/4"	300POP	3/4"	3/4"
068ALD	1 1/16"	1 5/16"	302ALD	1 3/8"	1 7/8"
068FJP	1 1/16"	1 5/16"	302FJP	1 3/8"	1 7/8"
068MPL	1 1/16"	1 5/16"	302MPL	1 3/8"	1 7/8"
068NRO	1 1/16"	1 5/16"	302NRO	1 3/8"	1 3/4"
068POP	1 1/16"	1 5/16"	302POP	1 3/8"	1 7/8"
068SP	1 1/16"	1 5/16"	304ALD	1 15/16"	2 9/16"

## CROWN DIMENSIONS

MC	PROJECTION	DROP	MC	PROJECTION	DROP
304FJP	1 15/16"	2 11/16"	369MDF	2 9/16"	3 7/8"
304MPL	1 15/16"	2 9/16"	41MDF	3 3/8"	3 3/8"
304NRO	1 15/16"	2 9/16"	44MDF	4 1/2"	4 1/2"
304POP	1 15/16"	2 9/16"	45ALD	2 7/8"	3 1/4"
317ALD	2 9/16"	3 1/8"	45FJP	2 15/16"	3 5/16"
317FJP	2 1/2"	3 3/16"	45MDF	2 3/4"	3 1/4"
317MPL	2 9/16"	3 1/8"	45MPL	2 7/8"	3 1/4"
317NRO	2 9/16"	3 1/8"	45NRO	2 7/8"	3 1/4"
317POP	2 9/16"	3 1/8"	45POP	2 7/8"	3 5/16"
318MDF	3 1/4"	4 1/2"	46ALD	4 1/2"	4"
319POP	4 9/16"	3 7/8"	46MDF	4 5/8"	4"
320MDF	2 5/8"	2 3/4"	46MPL	4 1/2"	4"
360FJP	1 9/16"	1 3/4"	46NRO	4 1/2"	4"
361ALD	2 1/2"	2 1/2"	46POP	4 1/2"	4"
361FJP	2 9/16"	2 9/16"	47FJP	2 7/8"	3 5/8"
361MPL	2 1/2"	2 1/2"	47SP	2 11/16"	3 11/16"
361NRO	2 1/2"	2 1/2"	48MDF	5 5/8"	5 5/8"
361POP	2 1/2"	2 1/2"	564TR	1 15/16"	2 3/4"
362FJP	3 1/4"	3 1/4"	610MDF	3 1/16"	3 1/16"
362MDF	3 1/4"	3 1/4"	611MDF	3 5/8"	3 1/8"
363MDF	4 1/16"	4 1/16"	612MDF	4 1/2"	4 1/16"
364MDF	5 1/4"	5 1/4"	613POP	3 9/16"	2 5/8"
365ALD	1 11/16"	1 11/16"	614POP	2 5/8"	3 5/8"
365FJP	1 5/8"	1 11/16"	65FJP	3"	4 1/8"
365MPL	1 11/16"	1 11/16"	65MDF	3"	4 1/8"
365NRO	1 11/16"	1 11/16"	650MDF	4 1/4"	5"
365POP	1 11/16"	1 11/16"	651MDF	3 7/16"	3 3/4"
366ALD	2 3/8"	2 9/16"	655MDF	3 1/16"	3 5/16"
366MDF	2 1/2"	2 1/2"	656MDF	4 3/16"	4 7/16"
366MPL	2 3/8"	2 9/16"	750SP	1 1/2"	1 1/2"
366NRO	2 3/8"	2 9/16"	CM001	1 15/16"	2 15/16"
366POP	2 3/8"	2 9/16"	CM002	4 5/16"	3/4"
367MDF	3 3/16"	3 3/16"	CM003	1 5/8"	4"
367POP	3 1/4"	3 1/4"	CM004	2 15/16"	3 1/8"
368MDF	3 3/4"	3 3/4"	CM005	3 1/16"	3 5/16"
368POP	3 5/8"	3 3/4"	CM006	2 15/16"	3 7/16"

CONCORD  
925-798-7525



SANTA CLARA  
408-748-6968



SOUTH SAN FRANCISCO  
650-648-0300



SACRAMENTO  
916-318-9860

